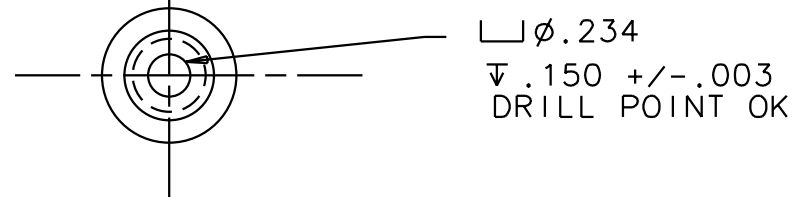
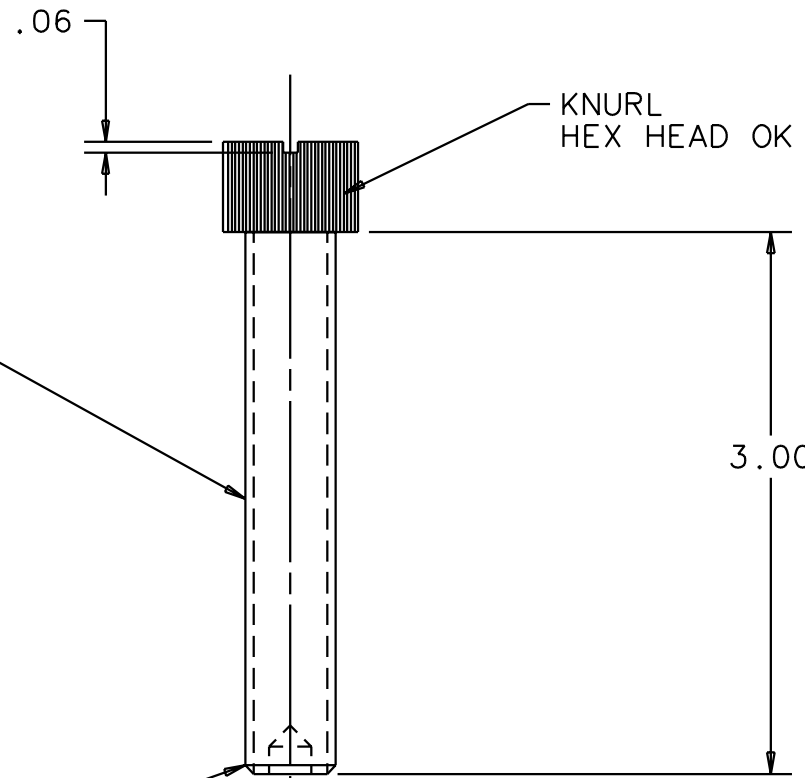
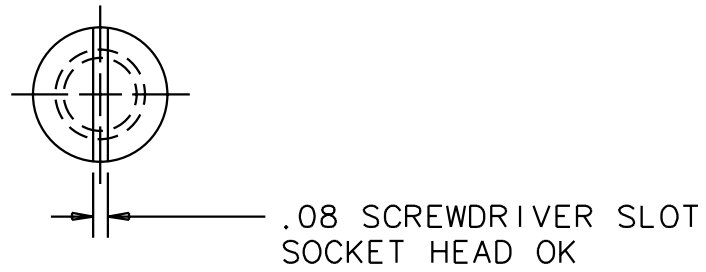


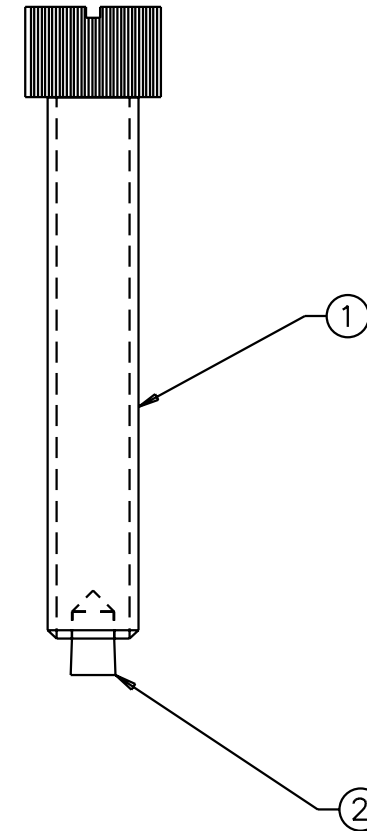
NOTES: (UNLESS OTHERWISE SPECIFIED)

1. DIMENSIONS IN INCHES.
2. BREAK ALL SHARP EDGES.
3. WEDGE ITEM 2 INTO COUNTERBORE OF ITEM 1 UNTIL FIRMLY LODGED IN PLACE.

REV	DATE	DRAWN BY	CHECKED	DCC	DCN/DESCRIPTION
A	2/13/98	J. Hazel			E980016/INITIAL RELEASE
B	4/8/98	J. Hazel			E980077/ADD SLOT&KNURL
C	2-9-01	J. Romie			E010026/REDESIGN



SCREW DETAIL
ITEM 1



QTY REQD	PART OR IDENTIFYING NO	NOMENCLATURE OR DESCRIPTION	MATERIAL SPECIFICATION	ITEM NO
1	D990020	FLUOREL TIP, LARGE	FLUOREL	2
1		SCREW DETAIL	SILVER PLATED STAINLESS	1

PARTS LIST			
UNLESS OTHERWISE SPECIFIED DIMENSIONS ARE IN INCHES TOLERANCES ARE:	APPROVALS	DATE	LIGO CALIFORNIA INSTITUTE OF TECHNOLOGY MASSACHUSETTS INSTITUTE OF TECHNOLOGY
	DRAWN J. Hazel	5/96	
FRACTIONS DECIMALS ANGLES	CHECKED		TITLE LOS CHAMFER STOP
0.XX=±0.01			DWG NO. D960499
0.XXX=±0.005			REV C
ANGLES=±0.5°			SCALE 1/1
DO NOT SCALE DRAWING			SHEET 1 OF 1

NEXT ASSEMBLY D960132	MATERIAL SEE NOTE	FINISH SEE NOTE
FILE LOCATION /home/dcc/docs/D960499.pdf		