This document and the design it covers are the property of **PARSONS**. They are loaned only with the borrower's expressed written agreement that they will not be reproduced, copied, loaned, exhibited, or used in any other way, except by written consent from **PARSONS** to the borrower.

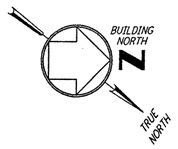

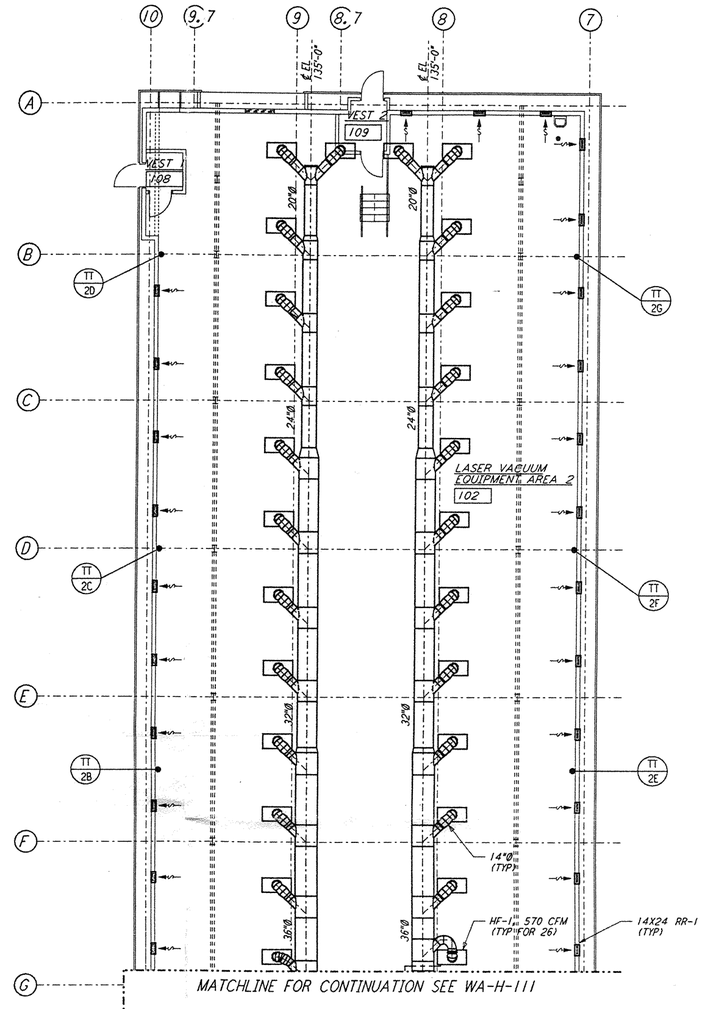

NOTES:

1. FOR LEGEND, ABBREVIATIONS AND GENERAL NOTES SEE SHEETS WA-H-001 AND WA-H-002.
2. SEE SHEET WA-H-111 FOR APPLICABLE NOTES AND LEGEND.

ROOM TEMPERATURE SETTING		
ROOM NAME	TEMPERATURE SET POINT (°F)	
	MIN	MAX
LASER AREA-2	72	72
LASER AREA-5	72	72

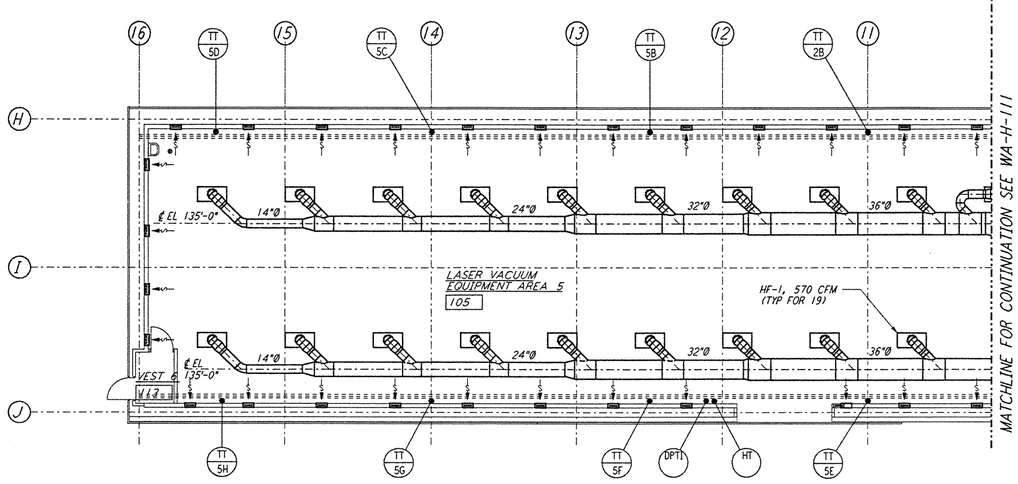

LVEA FLOOR PLAN
1/8" = 1'-0"

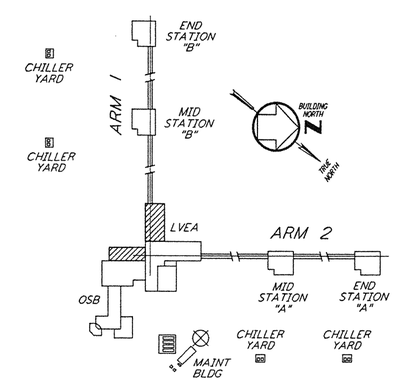

KEY PLAN

0 8 16 24 32FT
1/8" = 1'-0"

REFERENCES	
DRAWING NO.	DESCRIPTION

REVISIONS						
NO.	DATE	BY	CHKD	ENGR	PROJ	DESCRIPTION
B	4-19-96	CLP	ME	AA	TDM	FINAL DESIGN REVIEW
A	10-31-95	CLP	ME	AA	TDM	PRELIMINARY DESIGN REVIEW

DRAWN	CLP	
CHECKED		
ENGINEER		
PROJ		

PARSONS
100 WEST WALNUT STREET
PASADENA, CALIFORNIA

LIGO
CALIFORNIA INSTITUTE OF TECHNOLOGY
MASSACHUSETTS INSTITUTE OF TECHNOLOGY

LASER INTERFEROMETER
GRAVITATIONAL-WAVE OBSERVATORY
SITE NO. 1 - HANFORD, WASHINGTON

TITLE: HVAC CORNER STATION LVEA FLOOR PLAN SHEET 2

SCALE	CONTRACT NUMBER	PROJECT NUMBER
AS NOTED	PP150969	8094

SHEET NUMBER: WA-H-112
REVISIONS: B

LIGO-D960481-R-13