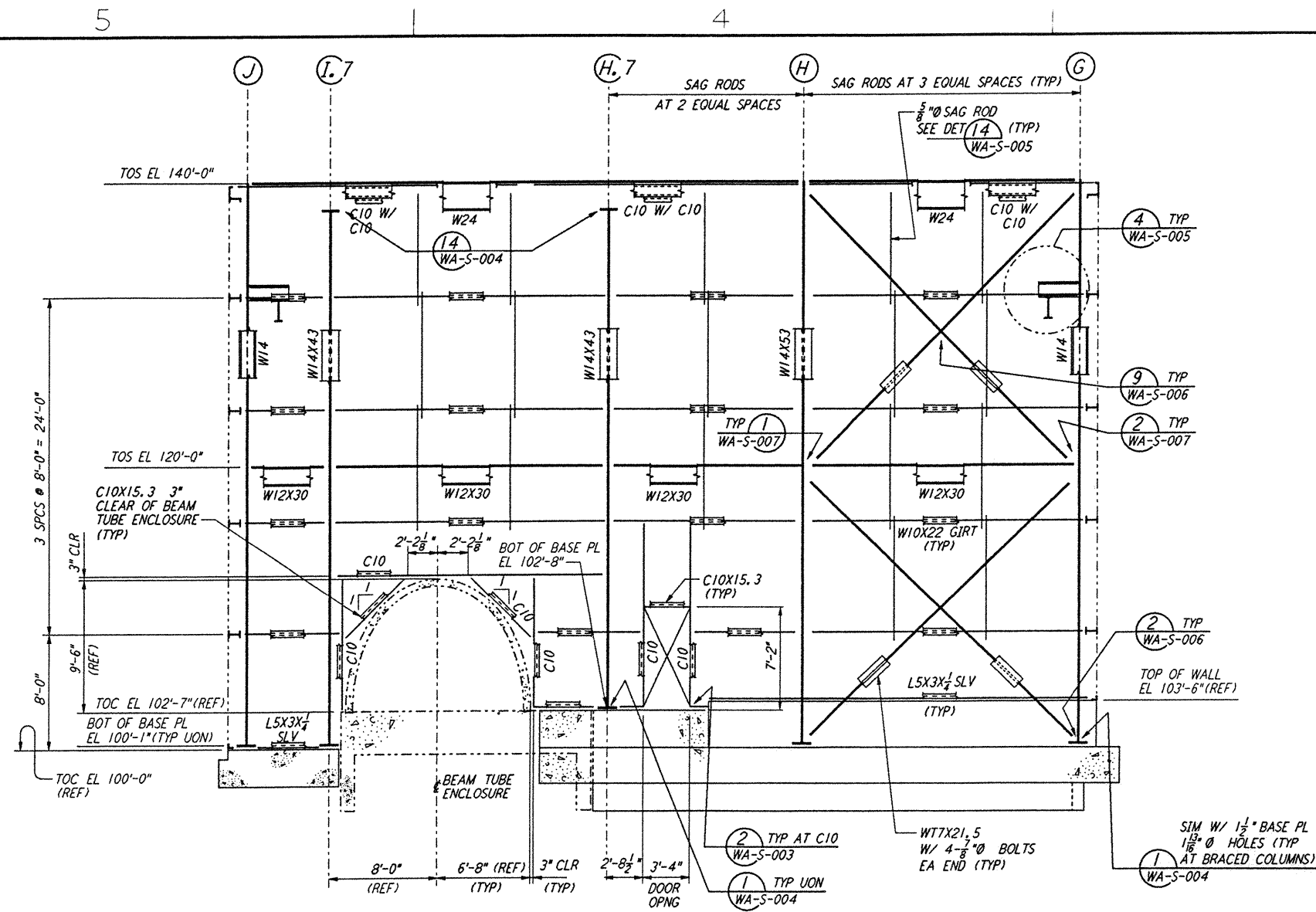
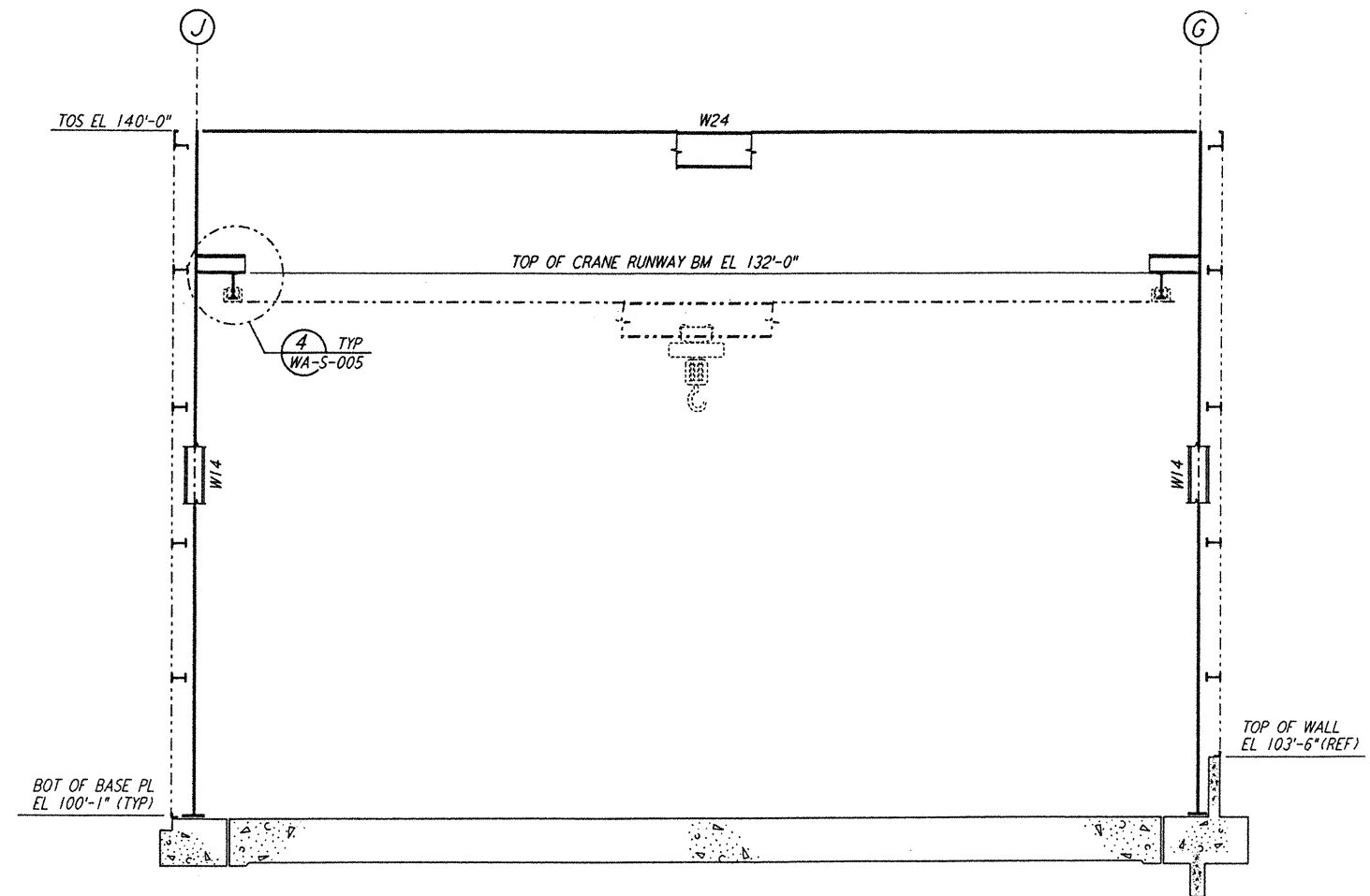


not be reproduced, copied, loaned, exhibited, or used in any other way, except by written consent from PARSONS to the borrower.

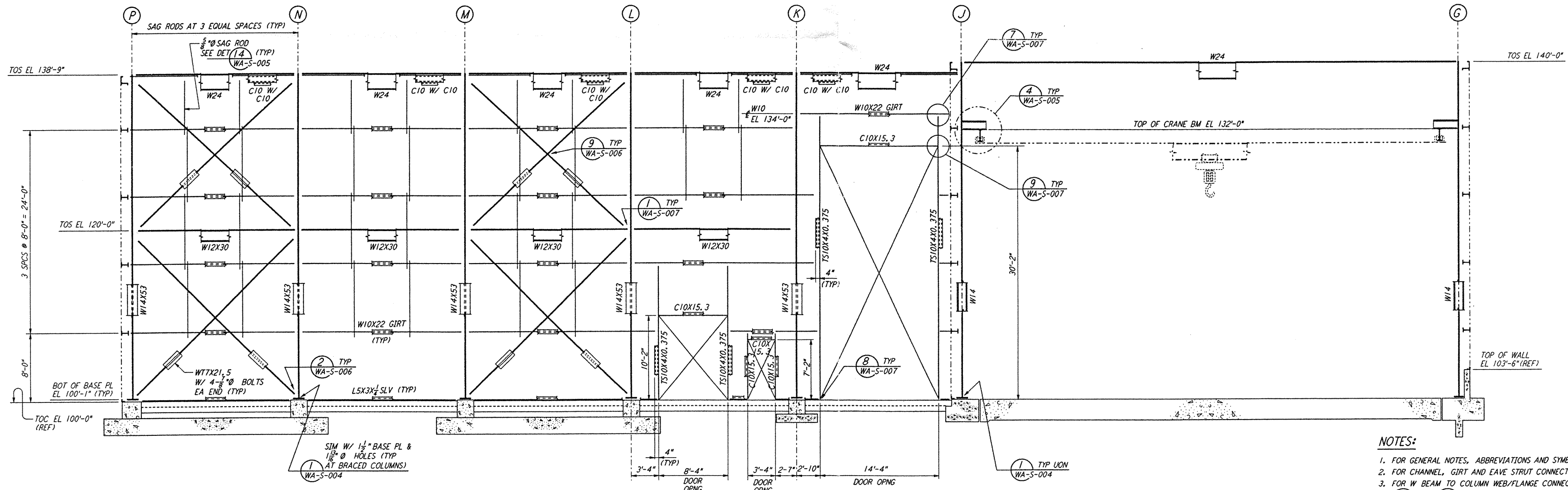
This document and the design it covers are the property of PARSONS. They are loaned only with the borrower's expressed written agreement that they will



ELEVATION AT COLUMN LINE 1
1/8" = 1'-0"

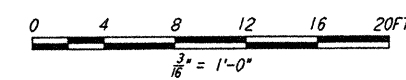


ELEVATION AT COLUMN LINES 2, 3 & 4
1/8" = 1'-0"



ELEVATION AT COLUMN LINE 5
1/8" = 1'-0"

- NOTES:**
- FOR GENERAL NOTES, ABBREVIATIONS AND SYMBOLS SEE DRAWING WA-S-001.
 - FOR CHANNEL, GIRT AND EAVE STRUT CONNECTION DETAILS SEE DRAWING WA-S-005.
 - FOR W BEAM TO COLUMN WEB/FLANGE CONNECTIONS, SEE DETAILS (6) WA-S-004 & (4) WA-S-007 TYPICAL UNLESS OTHERWISE NOTED.
 - FOR BASE ANGLE (LSX3) CONNECTIONS, SEE SECTION (A) WA-S-003
 - FOR LOCATION OF INTERIOR ROOLED-UP DOORS SEE DETAIL (6) WA-S-007



NO.	DATE	BY	CHKD	ENGR	PROJ	DESCRIPTION
B	4-19-96	MCS	DM	PA	TDM	FINAL DESIGN REVIEW
A	10-31-95					PRELIMINARY DESIGN REVIEW

DRAWN	MCS
CHECKED	
ENGINEER	
PROJ	

PARSONS
100 WEST WALNUT STREET
PASADENA, CALIFORNIA

LIGO
CALIFORNIA INSTITUTE OF TECHNOLOGY
MASSACHUSETTS INSTITUTE OF TECHNOLOGY

LASER INTERFEROMETER
GRAVITATIONAL-WAVE OBSERVATORY
SITE NO. 1 - HANFORD, WASHINGTON

SCALE: AS NOTED
CONTRACT NUMBER: PPI50969
PROJECT NUMBER: 8094

STRUCTURAL
CORNER STATION
LVEA FRAMING ELEVATIONS
SHEET 1

WA-S-108

LIGO-D960469-B-D