This document and the design it covers are the property of **PARSONS**. They are loaned only with the borrower's expressed written agreement that they will not be reproduced, copied, loaned, exhibited, or used in any other way, except by written consent from **PARSONS** to the borrower.

NOTES:

1. SET THE LOW LEVEL ALARM OF THE WATER STORAGE TANK (WT-01) AT 200 GALLONS. SET THE MAXIMUM WATER LEVEL AT 900 GALLONS.

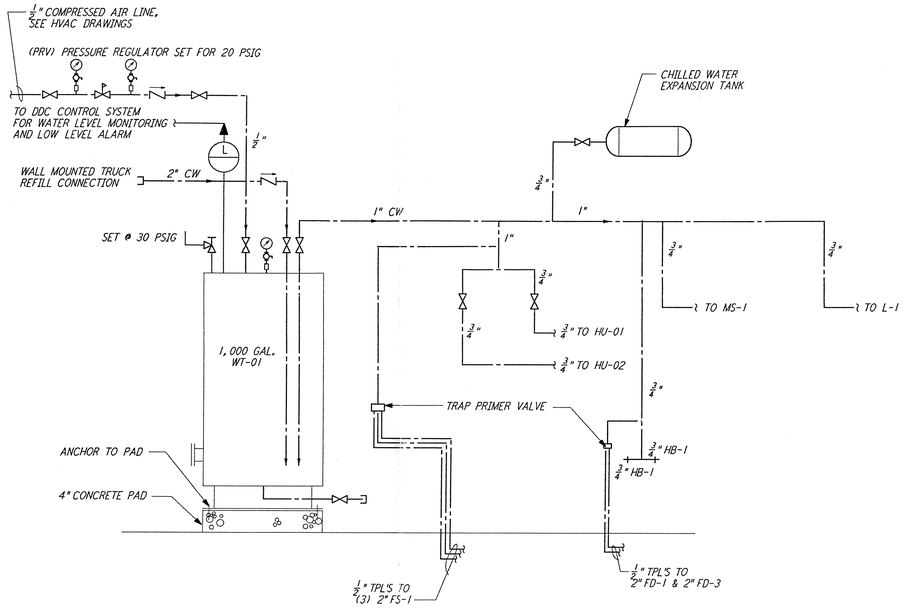

DOMESTIC WATER SUPPLY SYSTEM

(TYP. FOR 4 STATIONS)

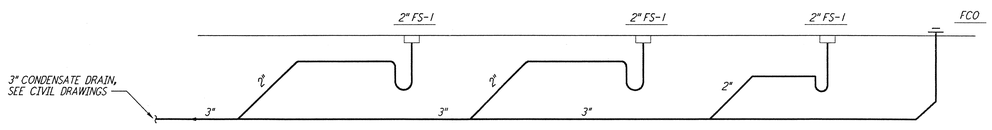

SANITARY SEWER PIPING SCHEMATIC FOR MECH. ROOM 203

(TYP. FOR 4 STATIONS)

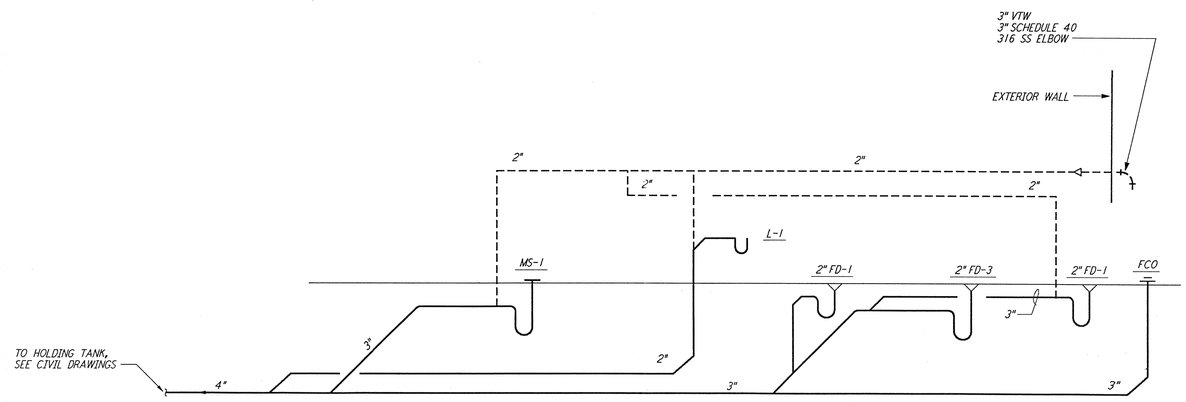

SANITARY SEWER PIPING SCHEMATIC FOR RESTROOM & CLEANING AREA

(TYP. FOR 4 STATIONS)

REFERENCES		REVISIONS						
DRAWING NO.	DESCRIPTION	NO.	DATE	BY	CHKD	ENGR	PROJ	DESCRIPTION
		A	4-19-96	DG	MP	MN		FINAL DESIGN REVIEW & BID

DRAWN	DG	
CHECKED		
ENGINEER		
PROJ		

PARSONS
100 WEST WALNUT STREET
PASADENA, CALIFORNIA

LIGO
CALIFORNIA INSTITUTE OF TECHNOLOGY
MASSACHUSETTS INSTITUTE OF TECHNOLOGY

LASER INTERFEROMETER
GRAVITATIONAL-WAVE OBSERVATORY
SITE NO. 1 - HANFORD, WASHINGTON

TITLE: PLUMBING
MID & END STATIONS
RISER DIAGRAM & SCHEMATICS

SCALE	CONTRACT NUMBER	PROJECT NUMBER
NONE	PP150969	8094

SHEET NUMBER: WA-P-212

REVISIONS: A

LIGO-D960445-A-O

LIGOWAF.BDR