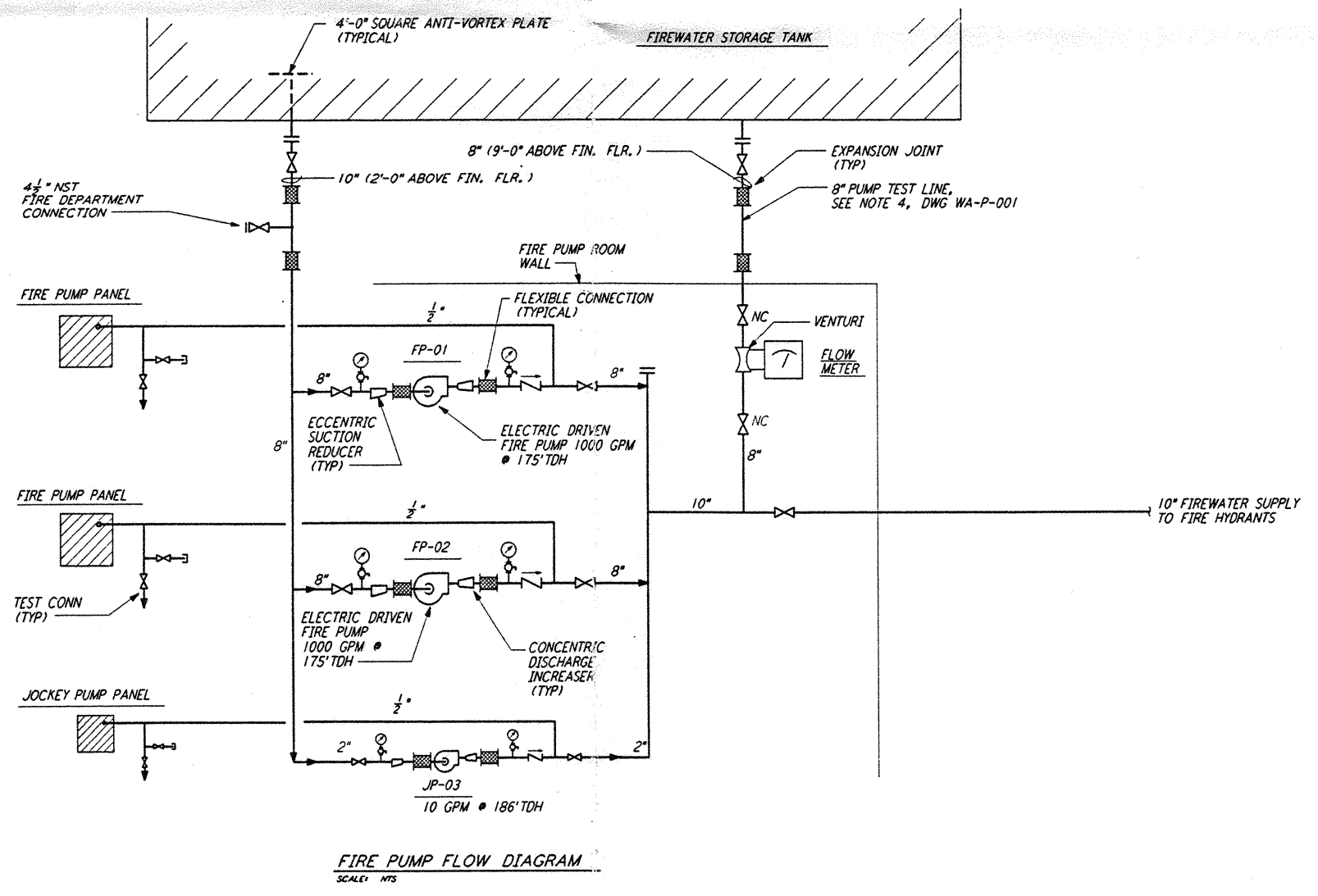
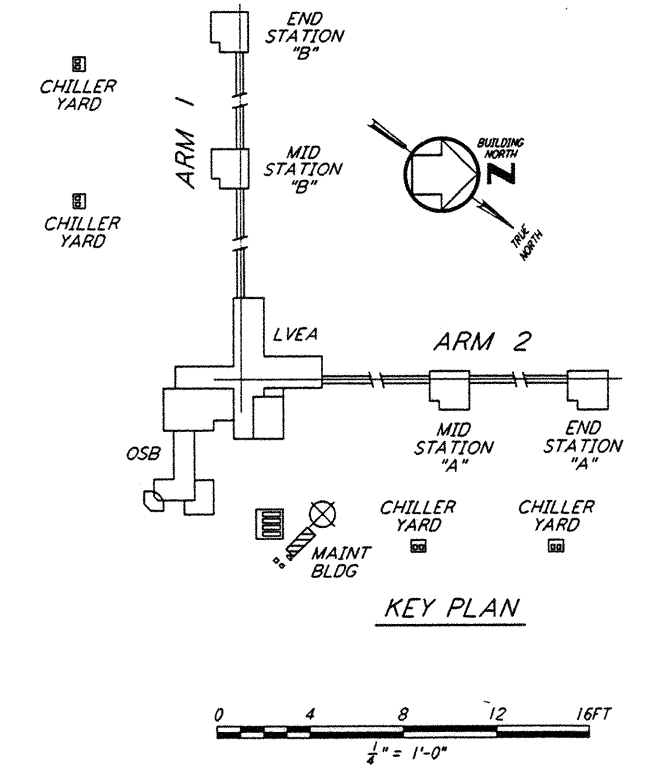


MAINTENANCE BLDG. FLOOR PLAN  
 1/4" = 1'-0"

NOTE:  
 1. ALL EXTERIOR PIPING SHALL BE HEAT TRACED AND INSULATED.



FIRE PUMP FLOW DIAGRAM  
 SCALE: NPS




KEY PLAN

This document and the design it covers are the property of PARSONS. They are loaned only with the borrower's expressed written agreement that they will not be reproduced, copied, loaned, exhibited, or used in any other way, except by written consent from PARSONS to the borrower.

This document and the design it covers are the property of PARSONS. They are loaned only with the borrower's expressed written agreement that they will not be reproduced, copied, loaned, exhibited, or used in any other way, except by written consent from PARSONS to the borrower.

DRAWING NO.	DESCRIPTION	NO.	DATE	BY	CHKD	ENGR	PROJ	DESCRIPTION

ISSUED FOR CONSTRUCTION  
 DRAWN: DG 8-24-96  
 CHECKED: JMC 7-9-96  
 ENGINEER: WJW 7-9-96  
 PROJ: WJW 7/9/96



**PARSONS**  
 100 WEST WALNUT STREET  
 PASADENA, CALIFORNIA

**LIGO**  
 CALIFORNIA INSTITUTE OF TECHNOLOGY  
 MASSACHUSETTS INSTITUTE OF TECHNOLOGY

LASER INTERFEROMETER  
 GRAVITATIONAL-WAVE OBSERVATORY  
 SITE NO. 1 - HANFORD, WASHINGTON

SCALE: AS NOTED  
 CONTRACT NUMBER: PPI 150969  
 PROJECT NUMBER: 8094  
**WA-P-113**