This document and the design it covers are the property of PARSONS. They are loaned only with the borrower's expressed written agreement that they will not be reproduced, copied, loaned, exhibited, or used in any other way, except by written consent from PARSONS to the borrower.

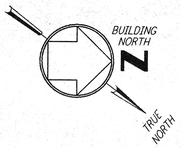

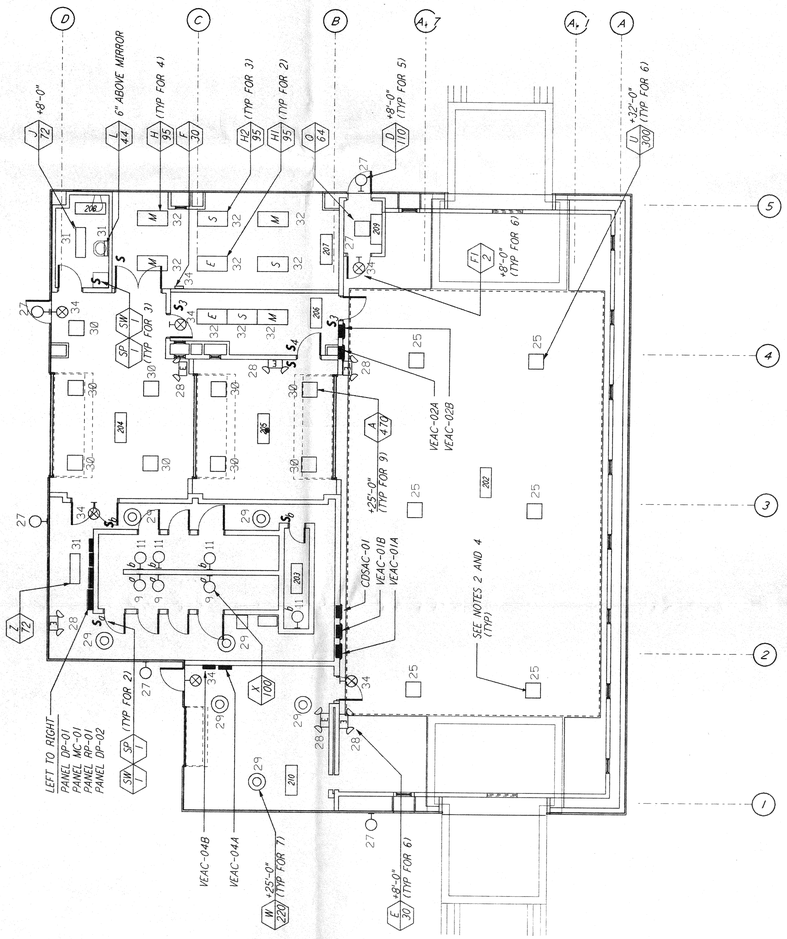

LIGHTING PLAN

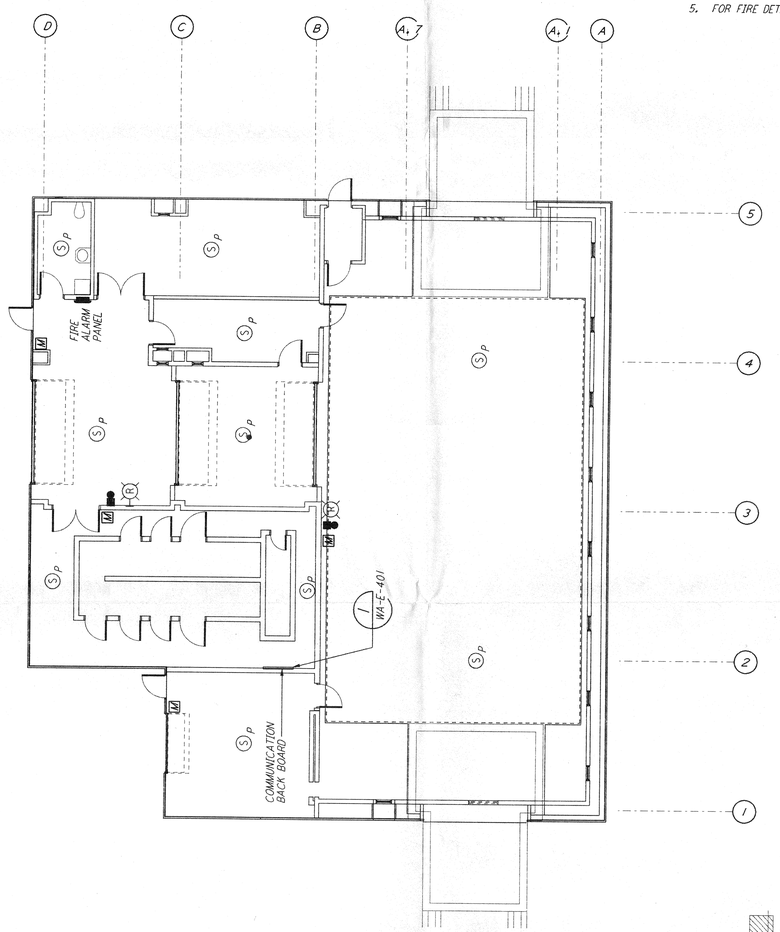

COMMUNICATIONS AND FIRE DETECTION PLAN

NOTES:

1. FOR GENERAL NOTES SEE DRAWINGS WA-E-102.
2. ALL CIRCUITS SHOWN ON THIS DRAWING ARE FROM PANEL DP-02 UNLESS OTHERWISE NOTED.
3. FOR PANEL SCHEDULES SEE DRAWING WA-E-205 AND WA-E-206.
4. FOR FIXTURE LOCATION SEE ARCHITECTURAL REFLECTED CEILING PLAN ON DRAWING WA-A-221.
5. FOR FIRE DETECTION NOTES SEE DRAWING WA-E-110.

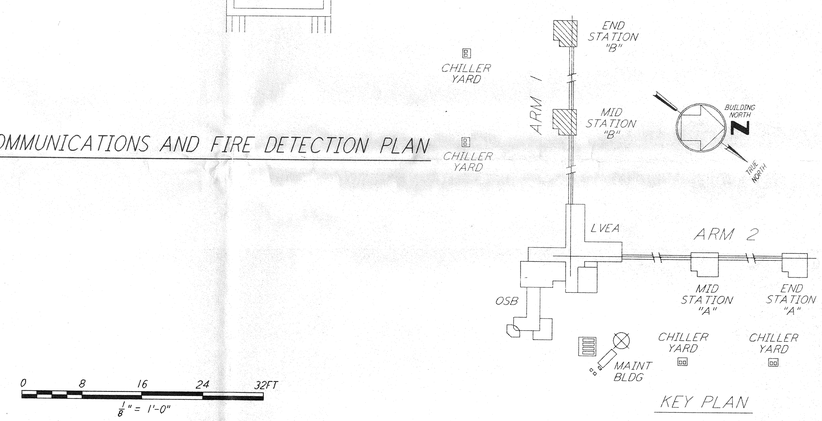

KEY PLAN

0 8 16 24 32FT
1/8" = 1'-0"

REFERENCES		REVISIONS						
DRAWING NO.	DESCRIPTION	NO.	DATE	BY	CHKD	ENGR	PROJ	DESCRIPTION

ISSUED FOR CONSTRUCTION		
DRAWN	M. M.	6-25-96
CHECKED		7-5-96
ENGINEER		7-5-96
PROJ		7/8/96

EXPIRES 11-25-96

PARSONS
100 WEST WALNUT STREET
PASADENA, CALIFORNIA

LIGO
CALIFORNIA INSTITUTE OF TECHNOLOGY
MASSACHUSETTS INSTITUTE OF TECHNOLOGY

LASER INTERFEROMETER
GRAVITATIONAL-WAVE OBSERVATORY
SITE NO. 1 - HANFORD, WASHINGTON

TITLE: ELECTRICAL MID & END B STATIONS LIGHTING, COMMUNICATIONS & FIRE DETECTION PLAN

SCALE	CONTRACT NUMBER	PROJECT NUMBER
AS NOTED	PP150969	8094

SHEET NUMBER: WA-E-211
LIGO-D960417-00-O
REVISIONS: 0