

OSB FLOOR PLAN
 1/8" = 1'-0"

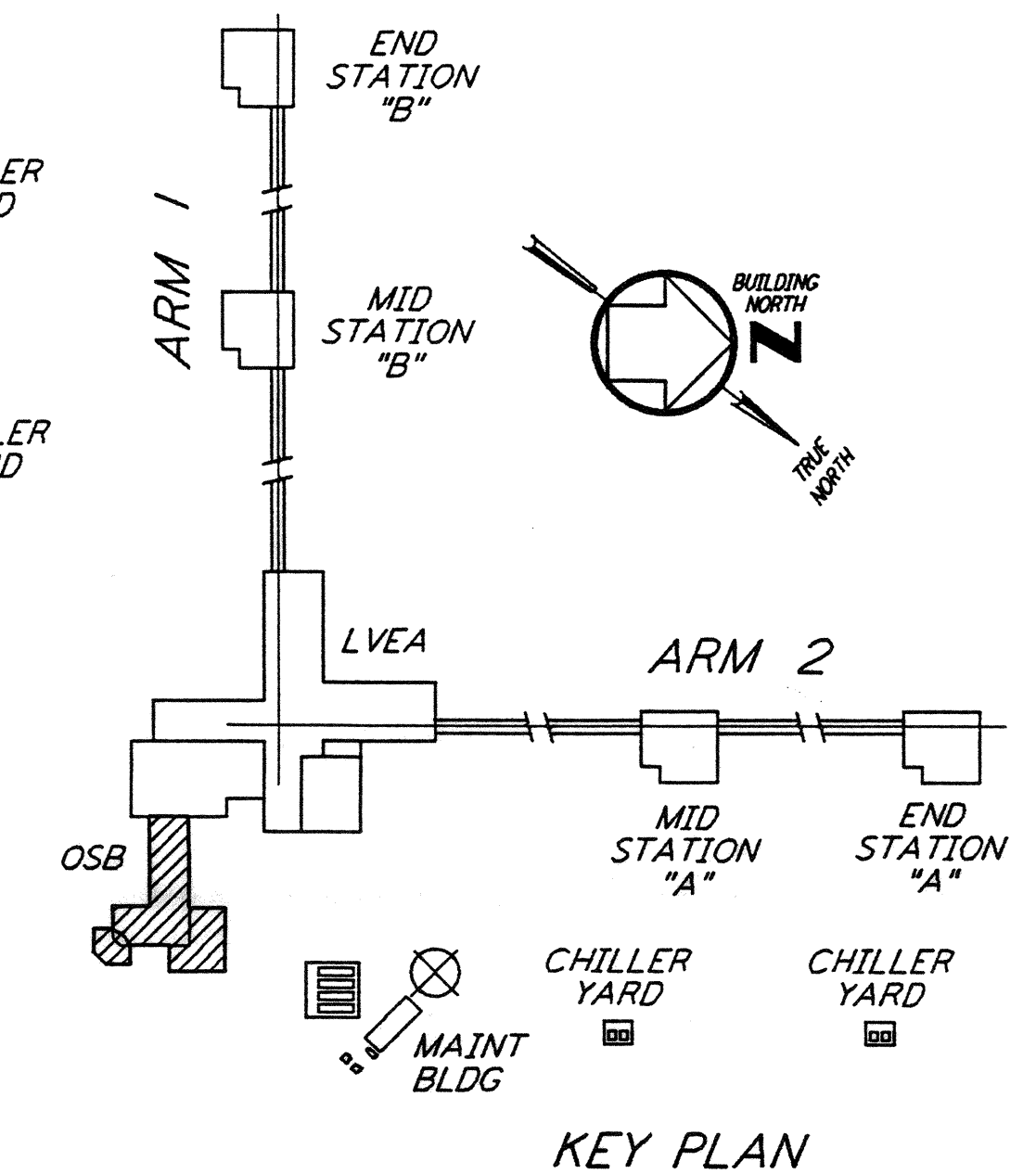
NOTES:

- FOR LEGEND, ABBREVIATIONS AND GENERAL NOTES SEE SHEETS WA-H-001 AND WA-H-002.
- ALL SUPPLY AIR DUCTS SHALL BE SINGLE WALL EXTERNALLY INSULATED WITH VAPOR BARRIER.
- ALL RETURN AIR & EXHAUST AIR DUCTS SHALL BE SINGLE WALL WITHOUT INSULATION.
- ALL DUCTWORK INSIDE MECHANICAL ROOM AND LAB AREA WILL BE INTERNALLY LINED WITH 1" RIGID DUCT LINER, EXCEPT OSA DUCT.
- OUTSIDE AIR DUCTS SHALL BE SINGLE WALL WITH 2" EXTERNAL INSULATION AND VAPOR BARRIER.

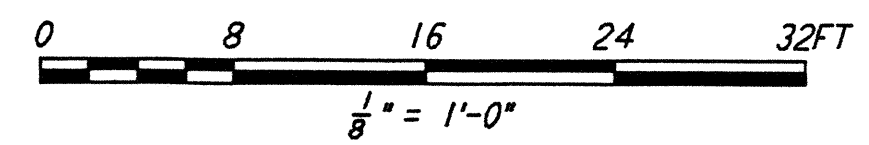
VAV TERMINAL - SINGLE DUCT		CFM SETTING		TEMP SETTING	
VAV TERMINAL NUMBER	SIZE	MIN	MAX	MIN	MAX
W-CS-135-SV-01	07	435	870	72	75
W-CS-138-SV-2A	07	435	870	72	75
W-CS-138-SV-2B	07	475	950	72	75
W-CS-139-SV-03	12	670	1340	72	75
W-CS-132-SV-04	05	290	580	72	75
W-CS-140-SV-05	05	290	580	72	75
W-CS-129-SV-06	07	435	870	72	75
W-CS-141-SV-07	03	150	300	72	75
W-CS-127-SV-08	05	290	580	72	75
W-CS-142-SV-09	07	435	870	72	75
NOT USED					
W-CS-144-SV-11	04	200	400	72	75
W-CS-144-SV-12	01	40	100	72	75
W-CS-123-SV-13	02	100	200	72	75
W-CS-146-SV-14	02	120	200	72	75
W-CS-147-SV-15	07	450	900	72	75
W-CS-122-SV-16A	07	500	1000	72	75
W-CS-122-SV-16B	07	500	1000	72	75
W-CS-146-SV-17	04	300	450	65	80
W-CS-160-SV-18	03	120	300	65	80

FOR LOCATION OF SV-18 SEE SHEET WA-H-113

LEGEND:



KEY PLAN



LIGO-D960351-01-0


not be reproduced, copied, loaned, exhibited, or used in any other way, except by written consent from PARSONS to the borrower.

This document and the design it covers are the property of PARSONS. They are loaned only with the borrower's expressed written agreement that they will

NO.	DATE	BY	CHKD	ENGR	PROJ	DESCRIPTION
1	3-20-97	WVK	AA	AA	TDM	REVISED OFFICE AREA DUCTWORK

NO.	DATE	BY	CHKD	ENGR	PROJ	DESCRIPTION
1	3-20-97	WVK	AA	AA	TDM	REVISED OFFICE AREA DUCTWORK

ISSUED FOR CONSTRUCTION	CLP	6-24-96
DRAWN	CLP	6-24-96
CHECKED	MV	7-3-96
ENGINEER	AA	7-3-96
PROJ	MDW	7-8-96



PARSONS
 100 WEST WALNUT STREET
 PASADENA, CALIFORNIA

LIGO
 CALIFORNIA INSTITUTE OF TECHNOLOGY
 MASSACHUSETTS INSTITUTE OF TECHNOLOGY

LASER INTERFEROMETER
 GRAVITATIONAL-WAVE OBSERVATORY
 SITE NO. 1 - HANFORD, WASHINGTON

HVAC
 CORNER STATION
 OSB FLOOR PLAN
 SHEET 2

SCALE: AS NOTED
 CONTRACT NUMBER: PPI50969
 PROJECT NUMBER: 8094

WA-H-114