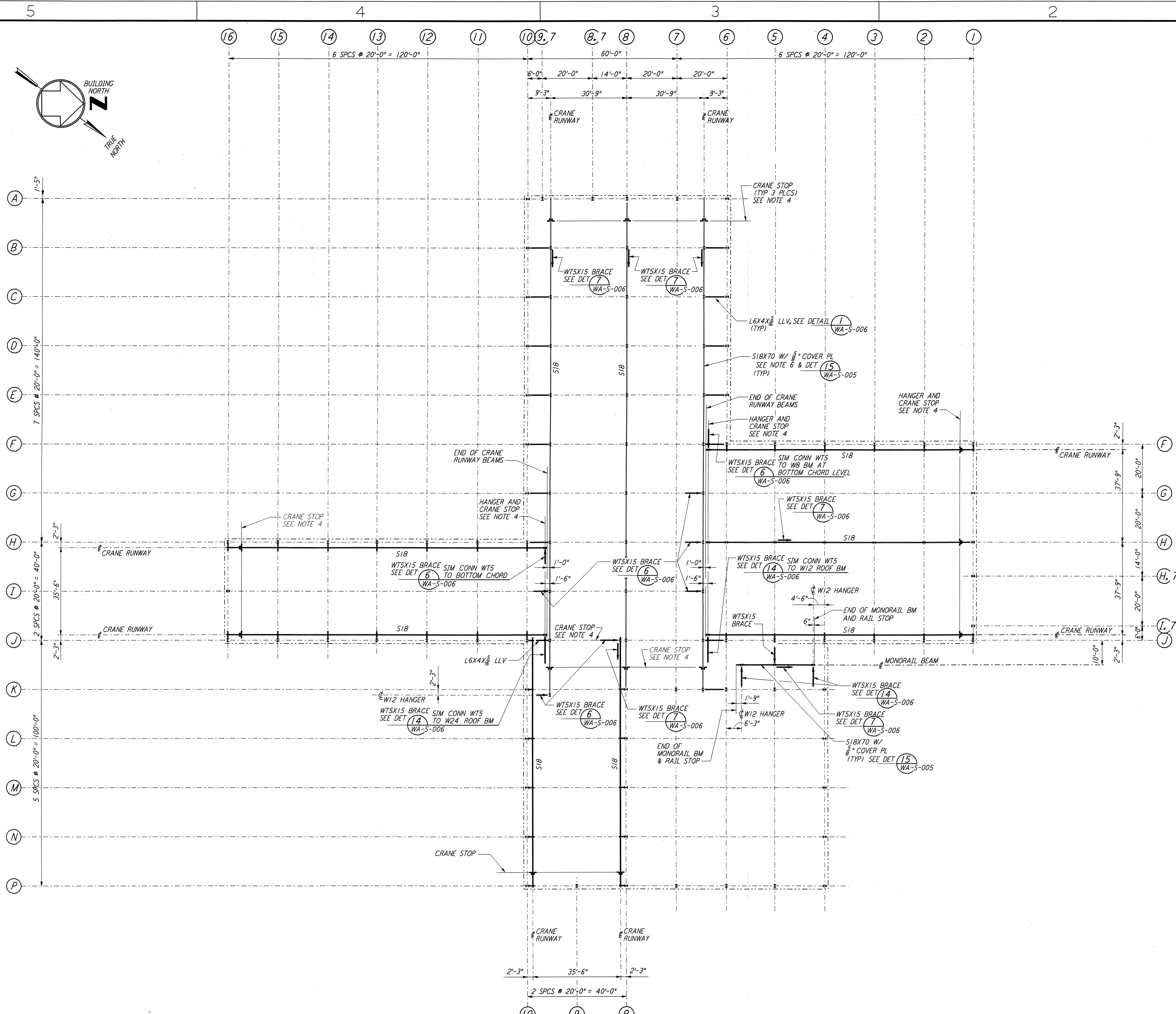
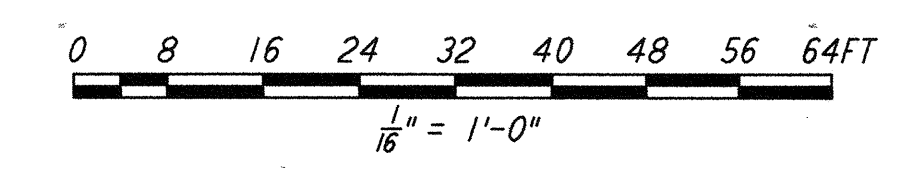
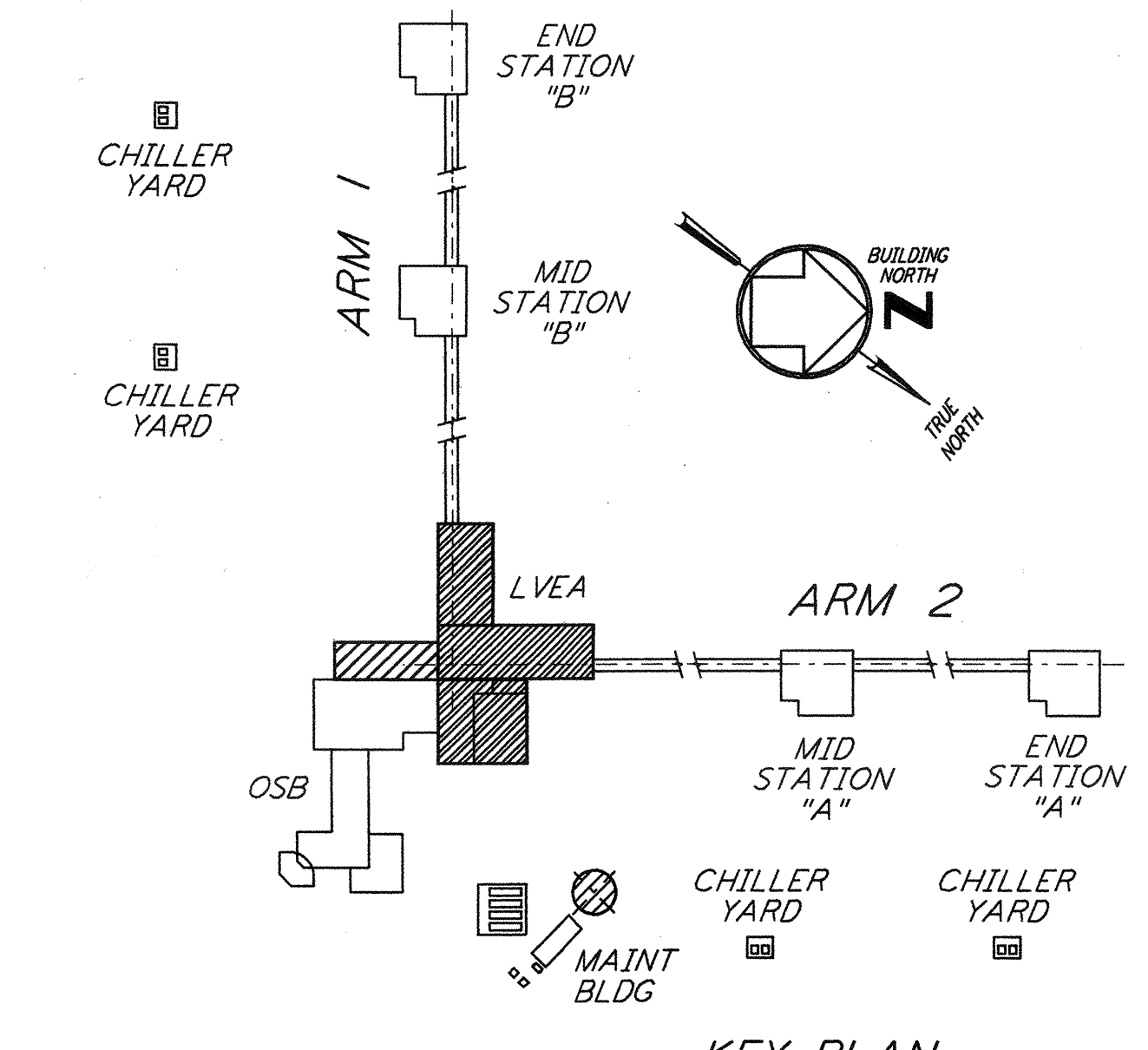


This document and the design it covers are the property of PARSONS. They are loaned only with the borrower's expressed written agreement that they will not be reproduced, copied, loaned, exhibited, or used in any other way, except by written consent from PARSONS to the borrower.



- NOTES:**
- FABRICATOR SHALL STAGGER THE SPLICES IN CRANE RUNWAY GIRDERS.
 - DENOTES WTS BRACE AND POINTS TO LOW END.
 - FOR CRANE STOP, SEE DETAIL (S) WA-S-005
 - ALL CRANE STOPS SHALL BE FIELD LOCATED TO ACHIEVE CRANE HOOK COVERAGE AS SPECIFIED IN THE SPECIFICATIONS SECTION 14630, BRIDGE CRANES.
 - CONTRACTOR HAS OPTION TO HAVE CRANE VENDOR SUPPLY CRANE RUNWAY BEAM. THE CRANE RUNWAY BEAM MAY BE PROPRIETARY SECTION ENGINEERED BY THE CRANE VENDOR.
 - ROLLING SURFACE OF CRANE RAILS AND CRANE WHEELS SHALL BE POLISHED TO PROVIDE "FLAKE FREE" OPERATION.



CRANE GIRDER FRAMING PLAN
 1/8" = 1'-0"

NO.	DATE	BY	CHKD	ENGR	PROJ	DESCRIPTION
1	6-15-98	CKT	BP	BP	PRJ	ISSUED FOR AS-BUILT

ISSUED FOR CONSTRUCTION			
DRAWN	MCS	6-24-96	
CHECKED	DDM	7-2-96	
ENGINEER	BP	6-28-96	
PROJ	MDW	7-9-96	
AS-BUILT DRAWINGS			

PARSONS
 100 WEST WALNUT STREET
 PASADENA, CALIFORNIA

LIGO
 CALIFORNIA INSTITUTE OF TECHNOLOGY
 MASSACHUSETTS INSTITUTE OF TECHNOLOGY

LIGO-D960327-01-0

LASER INTERFEROMETER
 GRAVITATIONAL-WAVE OBSERVATORY
 SITE NO. 1 - HANFORD, WASHINGTON

TITLE	STRUCTURAL CORNER STATION LVEA CRANE SUPPORT FRAMING PLAN	SCALE	AS NOTED	CONTRACT NUMBER	PP150969	PROJECT NUMBER	8094
SHEET NUMBER	WA-S-506	REVISIONS					