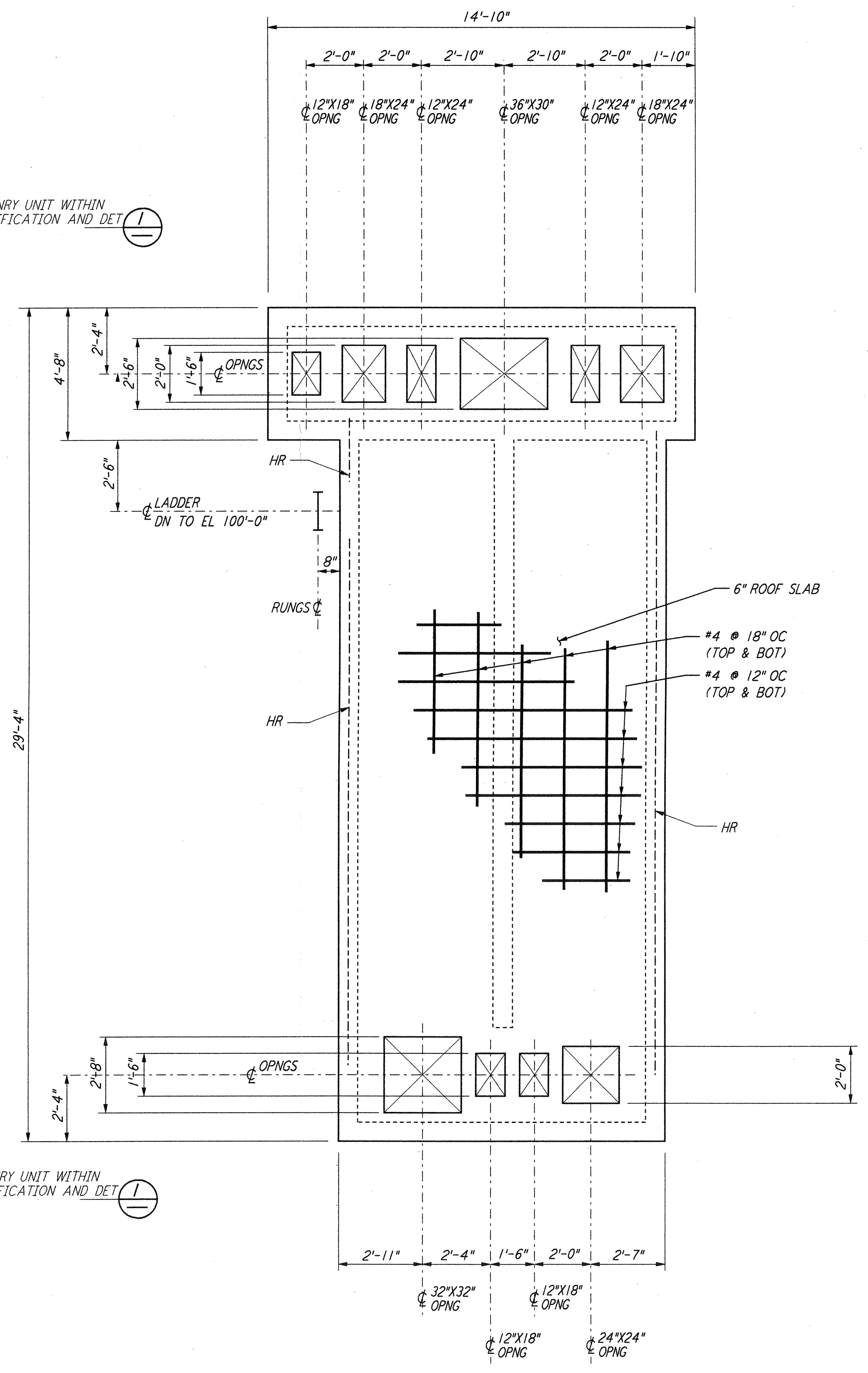
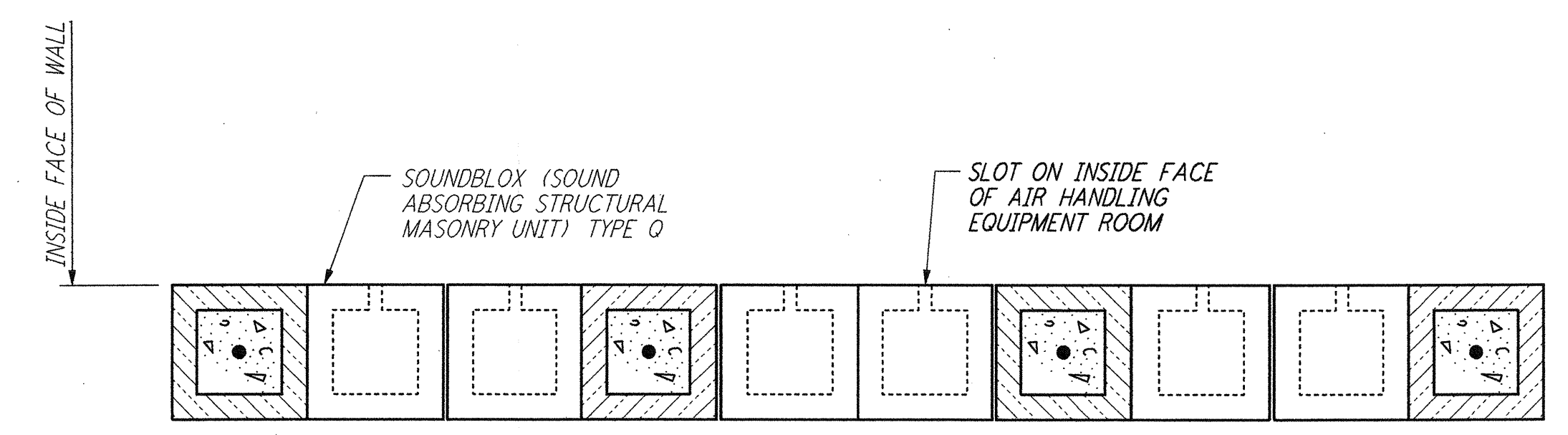


AIR HANDLING UNIT STRUCTURE
FOUNDATION PLAN
 $\frac{3}{8}'' = 1'-0''$

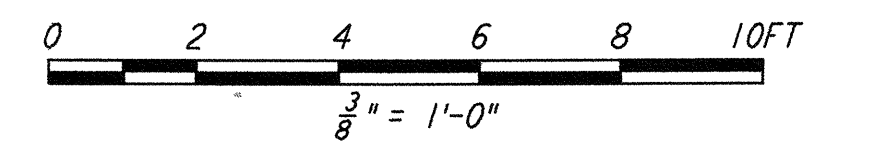


AIR HANDLING UNIT STRUCTURE
CONCRETE ROOF SLAB PLAN
 $\frac{3}{8}'' = 1'-0''$



TYPICAL SECTION OF SOUNDBLOX MASONRY WALL
DETAIL 1
 $\frac{1}{2}'' = 1'-0''$

NOTE:
 1. LOCATION AND SIZE OF ALL EQUIPMENT PADS ARE FOR BID PURPOSE ONLY. CONTRACTOR SHALL ADJUST TO SUIT ACTUAL EQUIPMENT AND SUBMIT DRAWINGS SHOWING ACTUAL SIZES AND LOCATIONS PRIOR TO CONSTRUCTION.



LIGO-D960308-01-0

NO.	DATE	BY	CHKD	ENGR	PROJ	DESCRIPTION
1	6-15-98	CKT	WA	BP	PZ	ISSUED FOR AS-BUILT

ISSUED FOR CONSTRUCTION			
DRAWN	MCS	6-24-96	
CHECKED	DDM	7-2-96	
ENGINEER	BP	6-18-96	
PROJ	MDW	7-9-96	
AS-BUILT DRAWINGS			

PARSONS
 100 WEST WALNUT STREET
 PASADENA, CALIFORNIA

LIGO
 CALIFORNIA INSTITUTE OF TECHNOLOGY
 MASSACHUSETTS INSTITUTE OF TECHNOLOGY

LASER INTERFEROMETER
 GRAVITATIONAL-WAVE OBSERVATORY
 SITE NO. 1 - HANFORD, WASHINGTON

TITLE	SCALE	CONTRACT NUMBER	PROJECT NUMBER
STRUCTURAL MID & END STATIONS AIR HANDLING UNIT ENCLOSURE PLANS	AS NOTED	PP150969	8094
SHEET NUMBER		REVISIONS	
WA-S-202		▲	

This document and the design it covers are the property of PARSONS. They are loaned only with the borrower's expressed written agreement that they will not be reproduced, copied, loaned, exhibited, or used in any other way, except by written consent from PARSONS to the borrower.

This document and the design it covers are the property of PARSONS. They are loaned only with the borrower's expressed written agreement that they will not be reproduced, copied, loaned, exhibited, or used in any other way, except by written consent from PARSONS to the borrower.