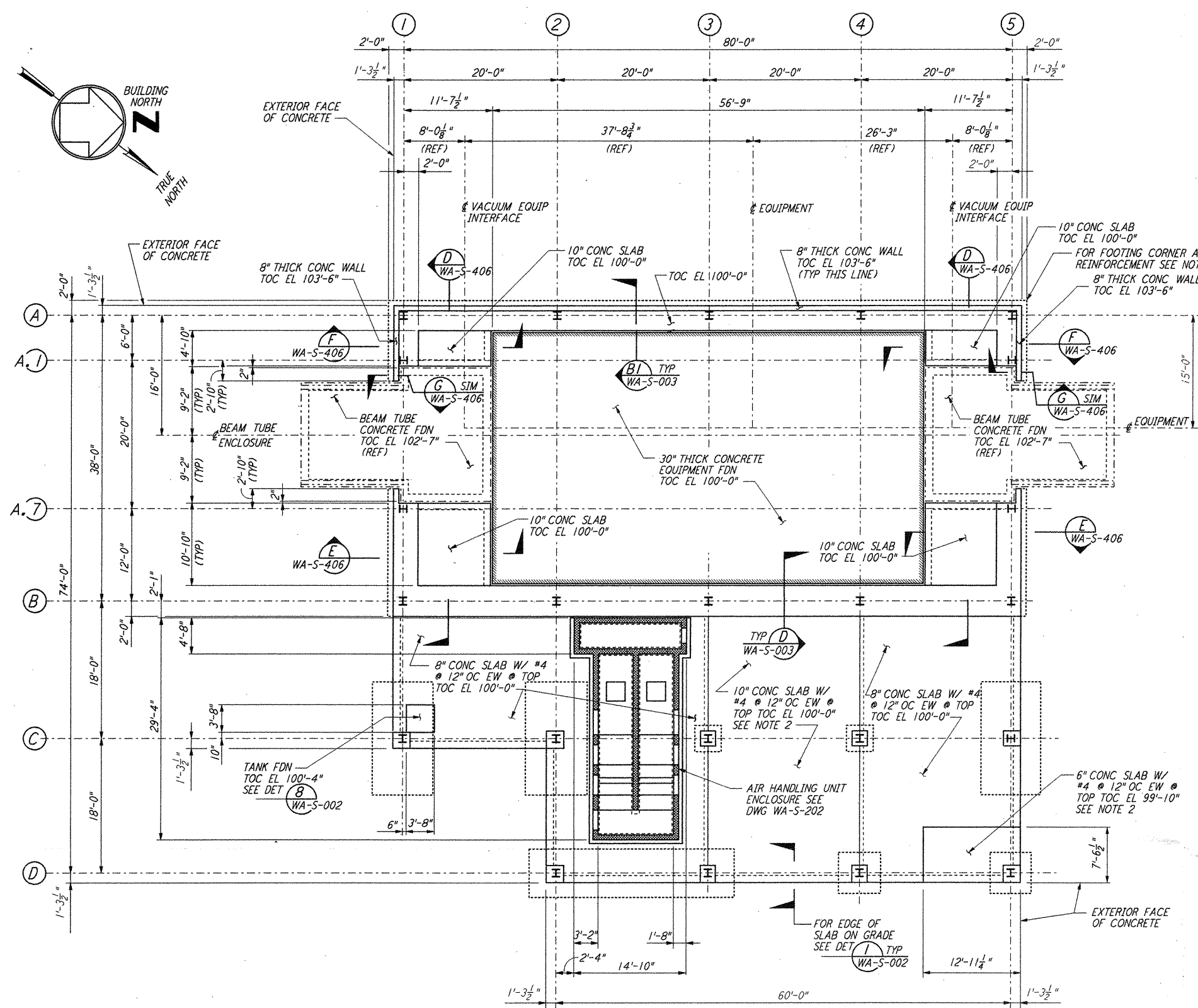


This document and the design it covers are the property of PARSONS. They are loaned only with the borrower's expressed written agreement that they will not be reproduced, copied, loaned, exhibited, or used in any other way, except by written consent from PARSONS to the borrower.



ARM 2 (NORTHWEST ARM)
 MID STATION "A" FOUNDATION PLAN

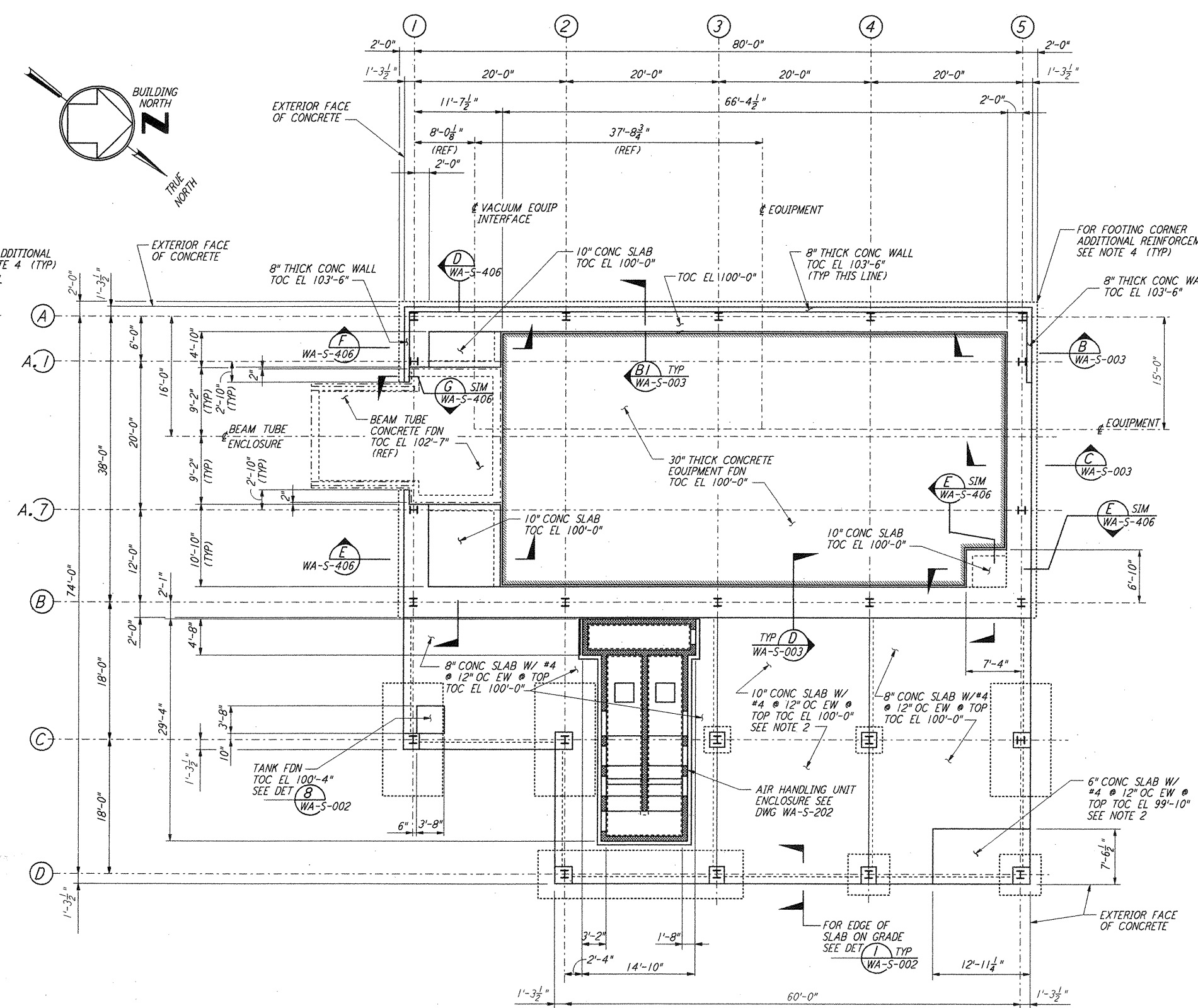
1/8" = 1'-0"

DATUM POINT EL 100'-0" = EL 528.07'

FOR FLOOR SLOPES SEE ARCHITECTURAL DWGS.

EQUIPMENT FOUNDATION NOTES:

1. CONCRETE FOR EQUIPMENT FOUNDATION SHALL BE PLACED IN MULTIPLE LIFTS OF ONE (1) FOOT OR MORE WITH A FINAL LIFT OF SIX (6) INCHES.
2. FIBERMESH FIBERS (MANUFACTURED BY FIBERMESH, CHATTANOOGA, TENNESSEE OR EQUAL) SHALL BE MIXED WITH CONCRETE FOR THE FINAL LIFT OF SIX (6) INCHES FOR THE EQUIPMENT FOUNDATION.
3. CONCRETE SURFACE SHALL BE CLEANED, RAKED AND ROUGHENED TO DEVELOPE BOND BETWEEN CONCRETE LAYERS.
4. TOP REINFORCEMENT OF EQUIPMENT FOUNDATION SHALL HAVE 1 1/2" CLEAR COVER. CONTRACTOR SHALL TAKE ALL THE NECESSARY PRECAUTIONS TO MAINTAIN UNIFORM COVER.
5. CONTRACTOR SHALL HAVE SPARE PUMPS TO ENSURE UNINTERRUPTED PLACEMENT OF CONCRETE.
6. EQUIPMENT FOUNDATION SHALL BE CURED BY MEMBRANE CURING METHOD AS PER SPECIFICATIONS.



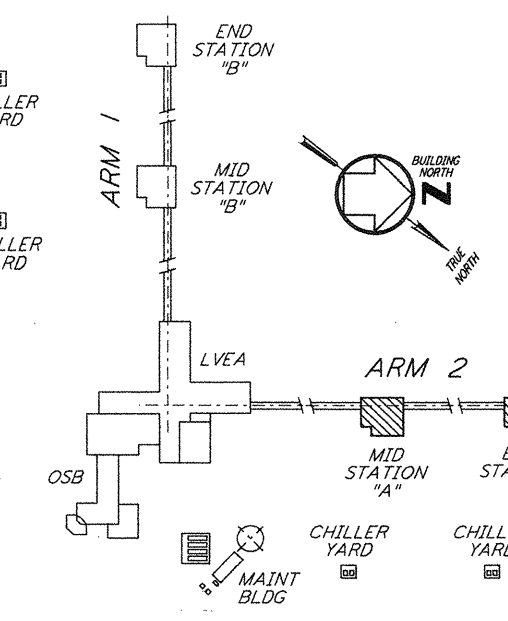
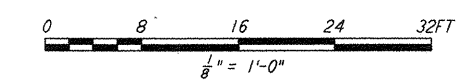
ARM 2 (NORTHWEST ARM)
 END STATION "A" FOUNDATION PLAN

1/8" = 1'-0"

DATUM POINT EL 100'-0" = EL 527.05'

NOTES:

1. FOR MID AND END STATION FOUNDATION PLANS ON THE SOUTHWEST ARM, SEE DRAWING WA-S-208.
2. FOR FLOOR DRAIN LOCATIONS AND FLOOR SLOPE SEE ARCHITECTURAL DRAWINGS.
3. FOR FOUNDATION SCHEDULE AND DETAILS, SEE DRAWING WA-S-401.
4. FOR ADDITIONAL REINFORCEMENT AT 90° FOUNDATION DIRECTION CHANGES IN STRIP FOOTING, SEE DETAIL (4) SIM WA-S-003.



LIGO-D960307-01-0

LASER INTERFEROMETER
 GRAVITATIONAL-WAVE OBSERVATORY
 SITE NO. 1 - HANFORD, WASHINGTON

TITLE	SCALE	CONTRACT NUMBER	PROJECT NUMBER
STRUCTURAL MID STATION "A" & END STATION "A" FOUNDATION PLANS	AS NOTED	PP150969	8094
SHEET NUMBER		REVISIONS	
WA-S-201		▲	

ISSUED FOR CONSTRUCTION	DATE	BY	CHKD	ENGR	PROJ	DESCRIPTION
DRAWN	MCS	6-24-96				
CHECKED	DDM	7-2-96				
ENGINEER	BP	6-28-96				
PROJ	MDW	7-9-96				

ISSUED FOR AS-BUILT	DATE	BY	CHKD	ENGR	PROJ	DESCRIPTION
1	6-15-98	CKT	BP	MDW	PP	ISSUED FOR AS-BUILT

**AS-BUILT
 DRAWINGS**



100 WEST WALNUT STREET
 PASADENA, CALIFORNIA



CALIFORNIA INSTITUTE OF TECHNOLOGY
 MASSACHUSETTS INSTITUTE OF TECHNOLOGY