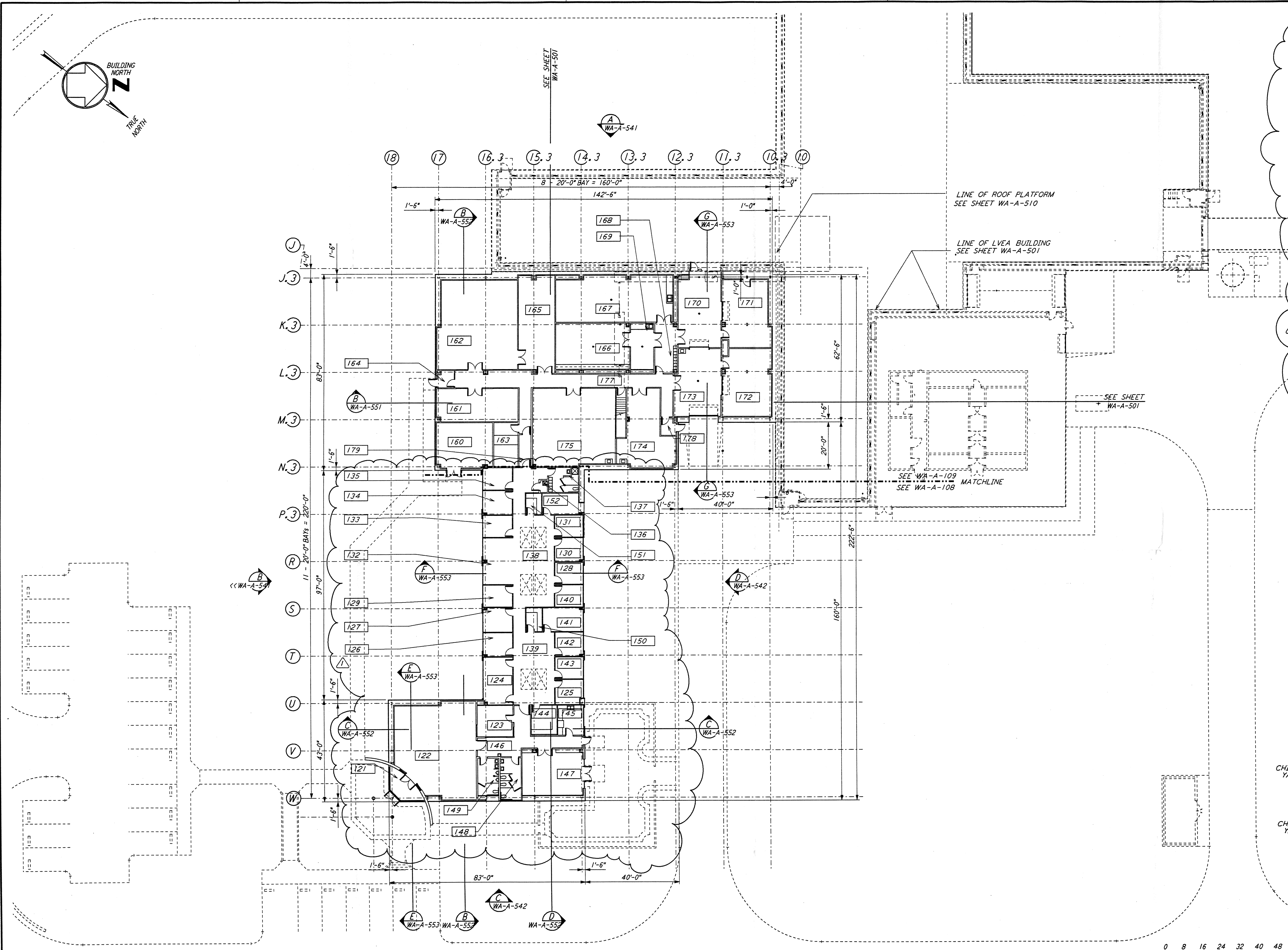
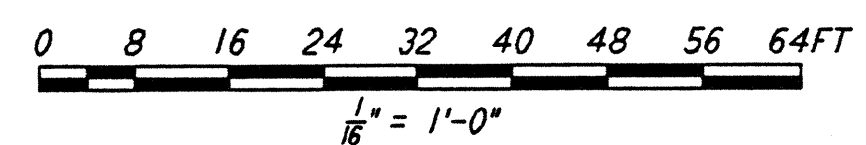
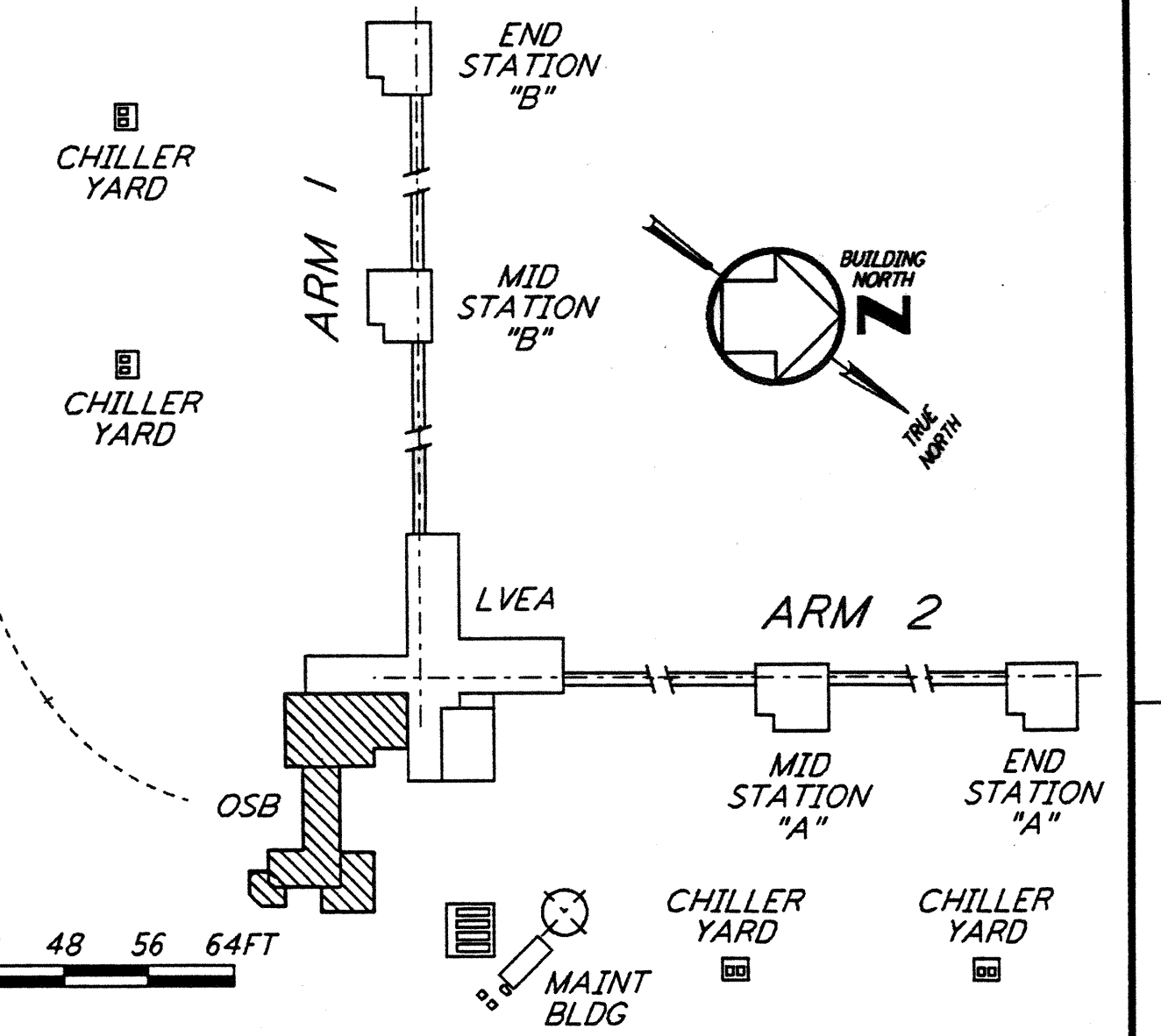


This document and the design it covers are the property of PARSONS. They are loaned only with the borrower's expressed written agreement that they will not be reproduced, copied, loaned, exhibited, or used in any other way, except by written consent from PARSONS to the borrower.



RM. No.	ROOM NAME
121	VESTIBULE #1
122	MULTI-USE
123	ADMIN. ASSISTANT
124	OFFICE
125	OFFICE
126	OFFICE
127	OFFICE
128	OFFICE
129	OFFICE
130	OFFICE
131	OFFICE
132	OFFICE
133	OFFICE
134	OFFICE
135	OFFICE
136	JANITOR
137	SHOWER/ TOILET
138	OPEN OFFICE
139	OPEN OFFICE
140	OFFICE
141	OFFICE
142	OFFICE
143	OFFICE
144	STORAGE
145	KITCHEN
146	CORRIDOR #1
147	CONFERENCE
148	WOMEN
149	MEN
150	STORAGE
151	STORAGE
152	OFFICE


160	MECHANICAL ROOM
161	COMPUTER USERS ROOM
162	FACILITY CONTROL ROOM
163	GENERAL COMPUTING
164	VESTIBULE #3
165	TAPE & COMPUTER MASS STORAGE RM
166	VACUUM PREP ASSEMBLY AREA
167	OPTICS LAB
168	CHANGE ROOM
169	CLEANING ROOM
170	CLEANING AREA
171	ACTIVE STORAGE
172	LONG TERM STORAGE
173	INSPECTION/ SHIPPING RECEIVING
174	MECHANICAL SHOP
175	ELECTRONICS TEST & MAINTENANCE
176	STAIR #1
177	CORRIDOR #2
178	VESTIBULE #4
179	VESTIBULE #2



LIGO-D960247-01-0 DATUM POINT EL +100.00 = 531.11' (LVEA)  
 DATUM POINT EL +100.00 = 531.11' (OSB)

NO.	DATE	BY	CHKD	ENGR	PROJ	OSB REVISION	DESCRIPTION
1	2-28-97	CKT	TB	AK	TDM	OSB	REVISION

ISSUED FOR CONSTRUCTION	DATE
DRAWN	CKT 5-12-96
CHECKED	TB 5-26-96
ENGINEER	bkk 7-12-96
PROJ	MDW 7-12-96



LASER INTERFEROMETER  
 GRAVITATIONAL-WAVE OBSERVATORY  
 SITE NO. 1 - HANFORD, WASHINGTON

ARCHITECTURAL  
 CORNER STATION  
 OSB FLOOR PLAN

SCALE: AS NOTED  
 CONTRACT NUMBER: PPI 50969  
 PROJECT NUMBER: 8094

SHEET NUMBER: **WA-A-107**

03/19/97 11:57:03 I:\ligo\site\lwa\waf107.d3z

03/19/97 11:57:03 I:\ligo\site\lwa\waf107.d3z