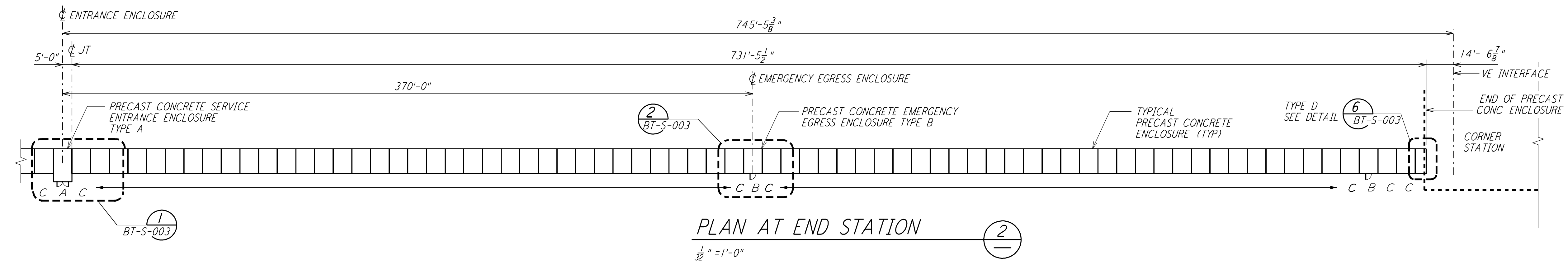
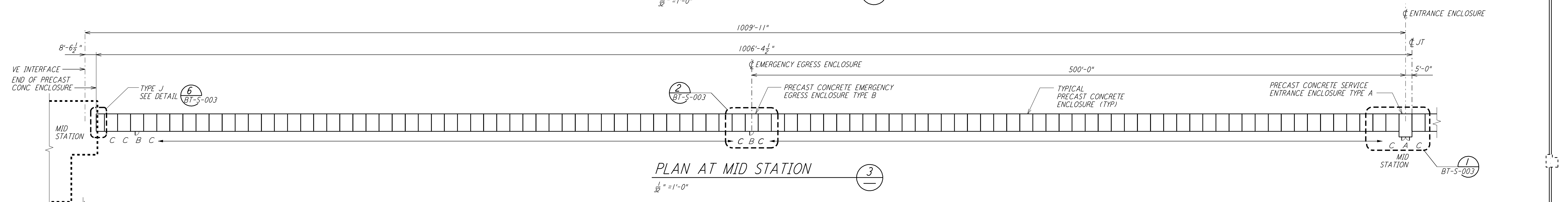


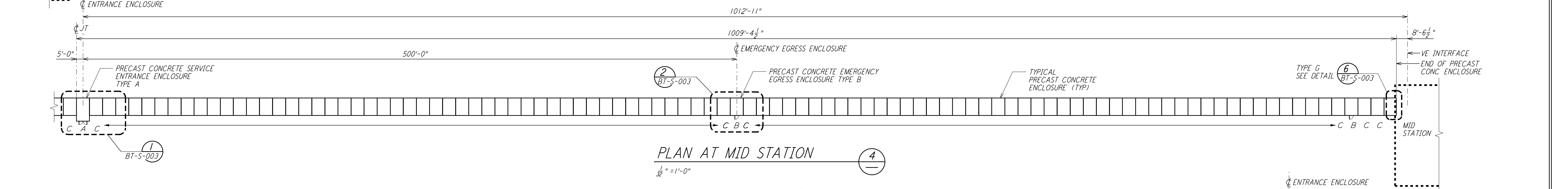
PLAN AT TYPICAL BAY (1)  
 $\frac{1}{32}'' = 1'-0''$



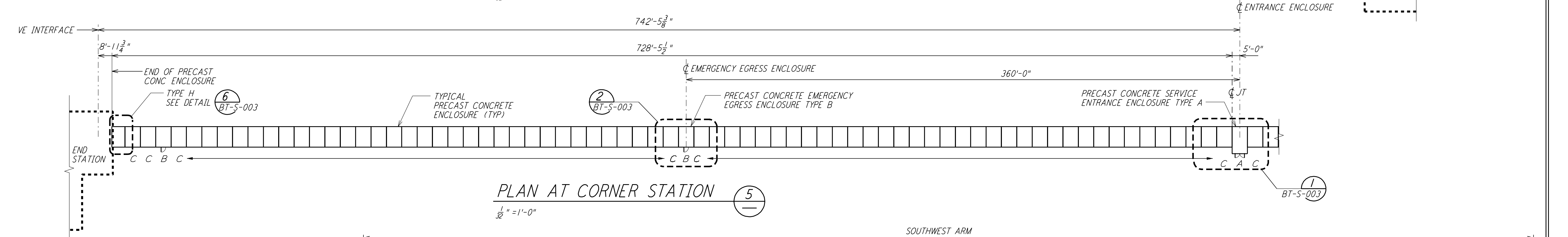
PLAN AT END STATION (2)  
 $\frac{1}{32}'' = 1'-0''$



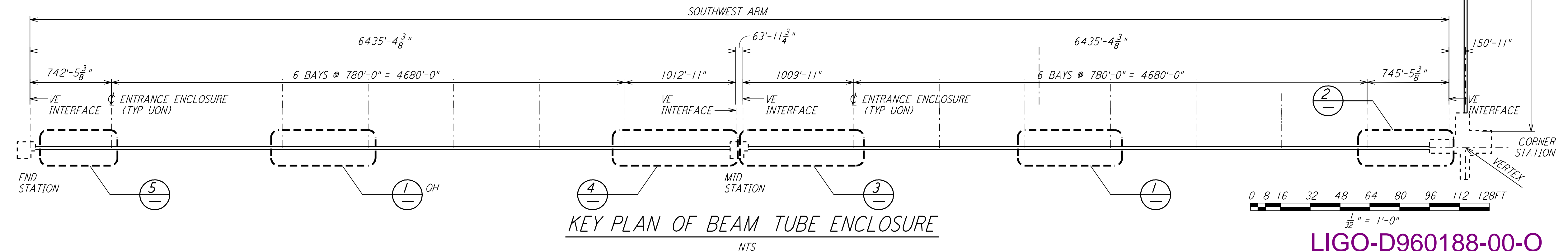
PLAN AT MID STATION (3)  
 $\frac{1}{32}'' = 1'-0''$



PLAN AT MID STATION (4)  
 $\frac{1}{32}'' = 1'-0''$



PLAN AT CORNER STATION (5)  
 $\frac{1}{32}'' = 1'-0''$



KEY PLAN OF BEAM TUBE ENCLOSURE  
 NTS

NOTE:  
 1. FOR GENERAL NOTES, ABBREVIATIONS AND LEGEND SEE DRAWING BT-S-001.

LIGO-D960188-00-0

| NO. | DATE    | BY | CHKD | ENGR | PROJ | DESCRIPTION                       |
|-----|---------|----|------|------|------|-----------------------------------|
| 0   | 3-25-96 | TM | BP   | TM   |      | CHANGE ORDER #3 - INITIAL RELEASE |

| ISSUED FOR CONSTRUCTION |    |         |  |
|-------------------------|----|---------|--|
| DRAWN                   | TM | 3-25-96 |  |
| CHECKED                 | BP | 3-25-96 |  |
| ENGINEER                | TM | 3-25-96 |  |
| PROJ                    |    |         |  |

100 WEST WALNUT STREET  
 PASADENA, CALIFORNIA

CALIFORNIA INSTITUTE OF TECHNOLOGY  
 MASSACHUSETTS INSTITUTE OF TECHNOLOGY

LASER INTERFEROMETER  
 GRAVITATIONAL-WAVE OBSERVATORY  
 BTE SITework & FABRICATION - HANFORD, WA

|   |          |                 |                |
|---|----------|-----------------|----------------|
| TITLE   | SCALE    | CONTRACT NUMBER | PROJECT NUMBER |
| STRUCTURAL<br>KEY PLAN OF BEAM TUBE<br>ENCLOSURE & PARTIAL<br>ENLARGED PLAN | AS NOTED | PP150969        | 8094           |
| SHEET NUMBER  |          | REVISIONS       |                |
| BT-S-002A   |          |                 |                |

This document and the design it covers are the property of PARSONS. They are loaned only with the borrower's expressed written agreement that they will not be reproduced, copied, loaned, exhibited, or used in any other way, except by written consent from PARSONS to the borrower.

F:\\_Sep 11 12:34:25 1998 c:\plot\laser\33-28a.dwg No.010105\ES\002\51224.dwg