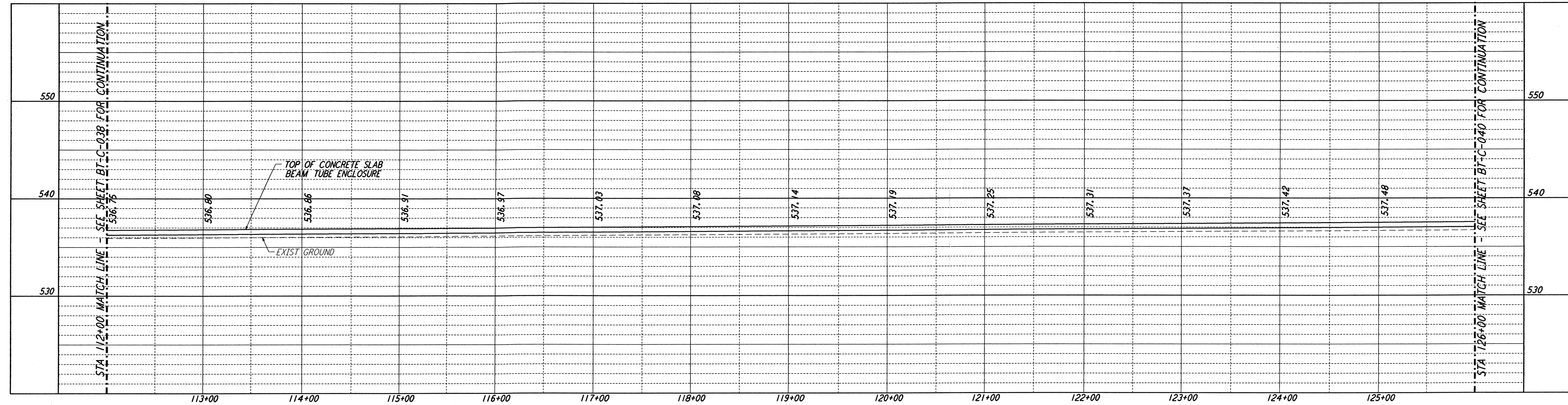
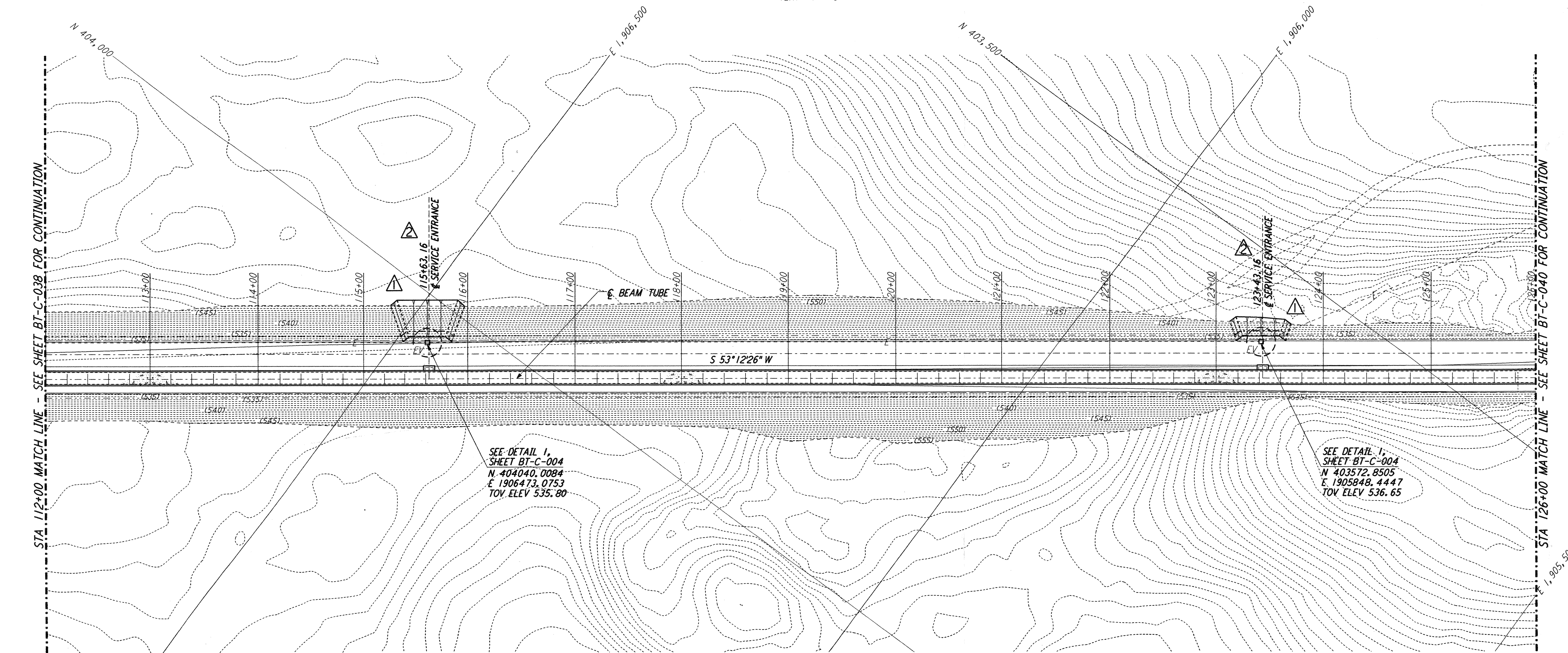


This document and the design it covers are the property of PARSONS. They are loaned only with the borrower's expressed written agreement that they will not be reproduced, copied, loaned, exhibited, or used in any other way, except by written consent from PARSONS to the borrower.

This document and the design it covers are the property of PARSONS. They are loaned only with the borrower's expressed written agreement that they will not be reproduced, copied, loaned, exhibited, or used in any other way, except by written consent from PARSONS to the borrower.

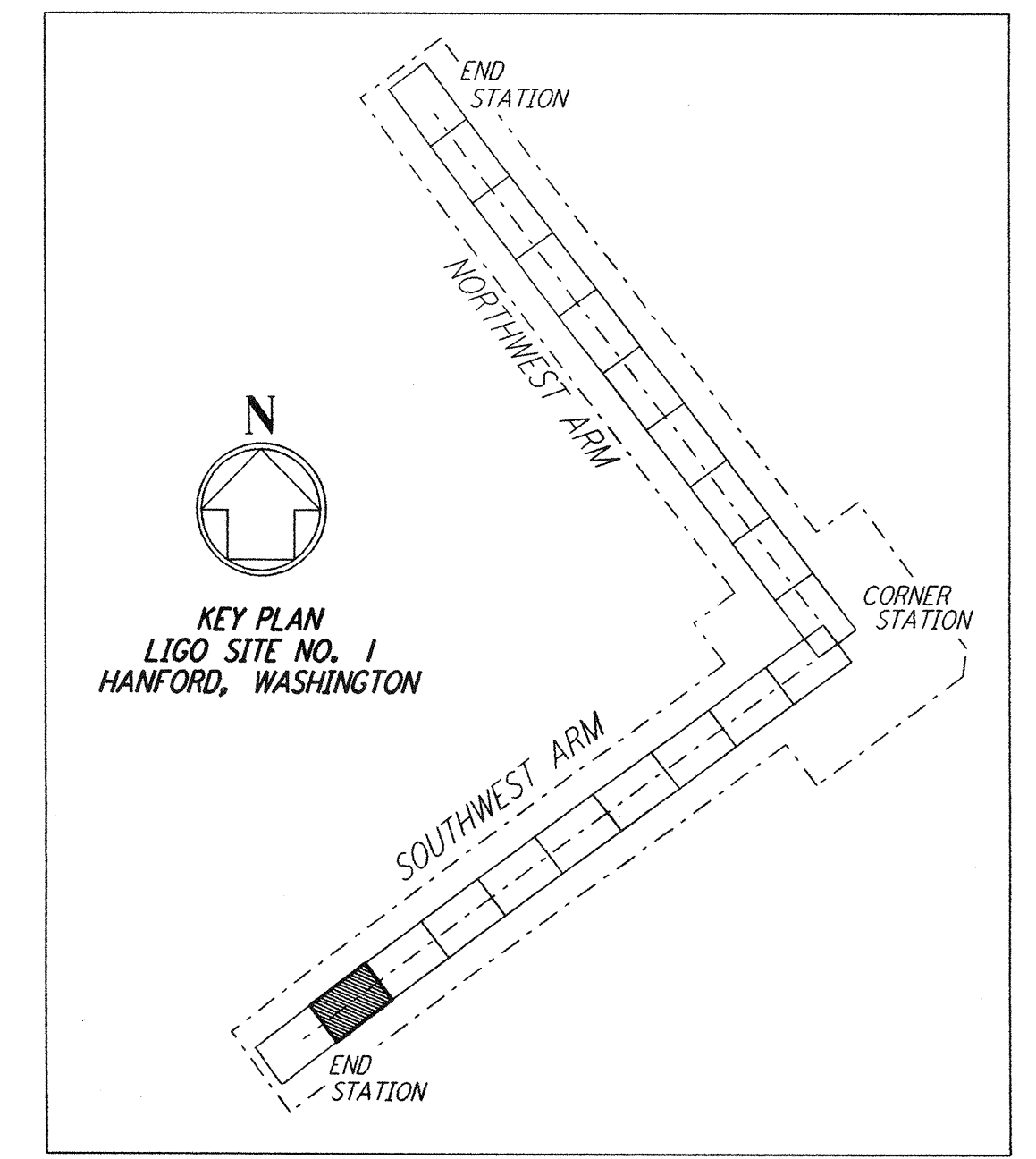


PROFILE
 SCALES: HORIZ: 1" = 50'
 VERT: 1" = 5'

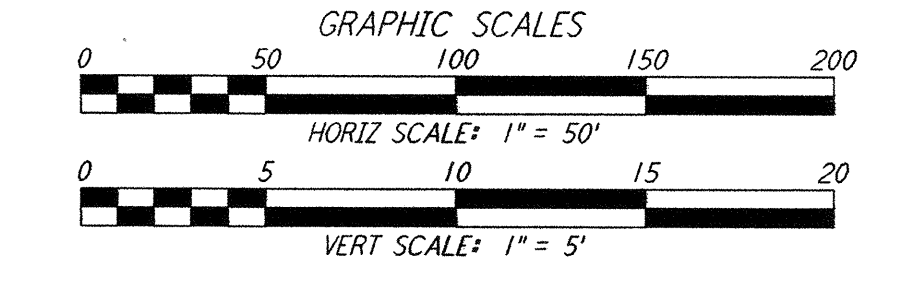


PLAN
 SCALE: 1" = 50'

- NOTES:**
- SEE SHEET BT-C-002 FOR GENERAL NOTES, LEGEND AND ABBREVIATIONS.
 - SEE SHEET BT-C-004 FOR TYPICAL SECTIONS AND DETAILS.



LIGO-D960184-03-O



NO.	DATE	BY	CHKD	ENGR	PROJ	DESCRIPTION
3	1-22-99	MEI	--	--	MDW	ISSUED FOR AS BUILT
2	5-10-96	WRB	TDM	JIB	MDW	REVISED BEAM TUBE SERVICE ENTRANCES
1	2-29-96	WRB	TDM	JIB	MDW	CHANGE ORDER NO. 2

ISSUED FOR CONSTRUCTION		
DRAWN	WRB	1-19-96
CHECKED	MP	1-19-96
ENGINEER	JB	1-19-96
PROJ	MDW	1-19-96

AS-BUILT DRAWINGS

100 WEST WALNUT STREET
 PASADENA, CALIFORNIA

CALIFORNIA INSTITUTE OF TECHNOLOGY
 MASSACHUSETTS INSTITUTE OF TECHNOLOGY

LASER INTERFEROMETER
 GRAVITATIONAL-WAVE OBSERVATORY
 BTE SITework & FABRICATION - HANFORD, WA

CIVIL
 SOUTHWEST ARM
 PLAN AND PROFILE
 STA 112+00 TO STA 126+00

SCALE: CONTRACT NUMBER: PROJECT NUMBER:
 AS NOTED PPI150969 8094

SHEET NUMBER: REVISIONS:
BT - C - 039