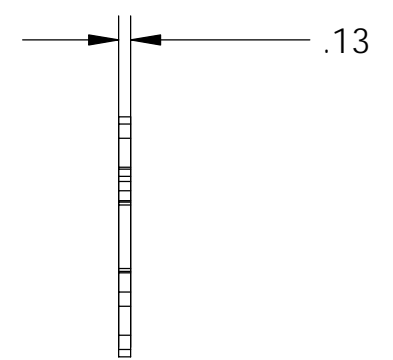
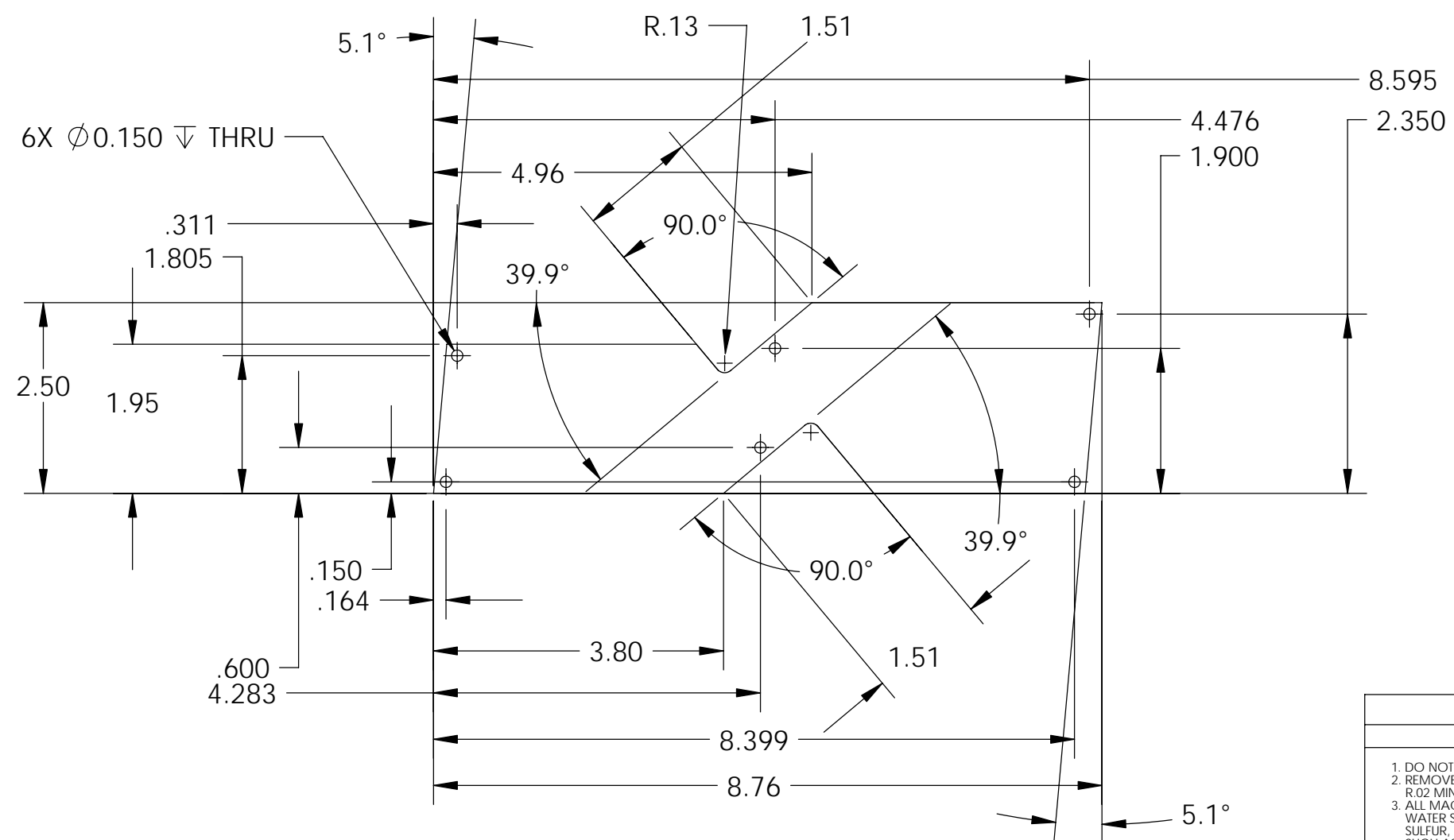
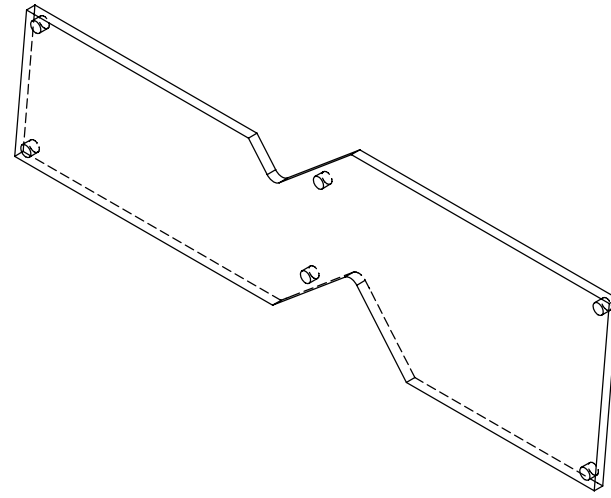


REV.	DATE	DCN #	DRAWING TREE #
A	10/18/05	E050270-00	



PARTS LIST															
NOTES: (UNLESS OTHERWISE SPECIFIED)		DIMENSIONS ARE IN INCHES													
1. DO NOT SCALE FROM DRAWING. 2. REMOVE ALL SHARP EDGES, R.02 MIN. 3. ALL MACHINING FLUIDS SHALL BE WATER SOLUBLE AND FREE OF SULFUR, CHLORINE AND SILICONE, SUCH AS CINCINNATI MILACRON'S CIMTECH 410 (STAINLESS STEEL)		TOLERANCES: .XX ± 0.01 .XXX ± 0.005 ANGULAR ± 0.5 °													
④ SCRIBE, ENGRAVE OR STAMP DRAWING PART NUMBER, REVISION ON NOTED SURFACE OF PART AND THEN A THREE DIGIT SERIAL NUMBER. SERIAL NUMBERS START AT 001 FOR THE FIRST PART AND PROCEED CONSECUTIVELY. USE .07" HIGH CHARACTERS. A VIBRATORY TOOL MAY BE USED. EXAMPLE: D020188-00 SN 001		MATERIAL copper													
		FINISH 64 μ inch													
		<table border="1"> <thead> <tr> <th></th> <th>NAME</th> <th>DATE</th> </tr> </thead> <tbody> <tr> <td>DRAWN</td> <td>M. R. SMITH</td> <td>10/12/05</td> </tr> <tr> <td>CHECKED</td> <td></td> <td></td> </tr> <tr> <td>APPROVED</td> <td></td> <td></td> </tr> </tbody> </table>			NAME	DATE	DRAWN	M. R. SMITH	10/12/05	CHECKED			APPROVED		
	NAME	DATE													
DRAWN	M. R. SMITH	10/12/05													
CHECKED															
APPROVED															
		SYSTEM 40 METER IFO													
		SUB-SYSTEM OMC													
		NEXT ASSY													
		PART NAME COVER OMC													
		SIZE DWG. NO. B D050370-A													
		SCALE: 1:2 PROJECTION: SHEET 1 OF 1													