REV.	DATE	DCN #	DRAWING TREE #
		E060057-00	

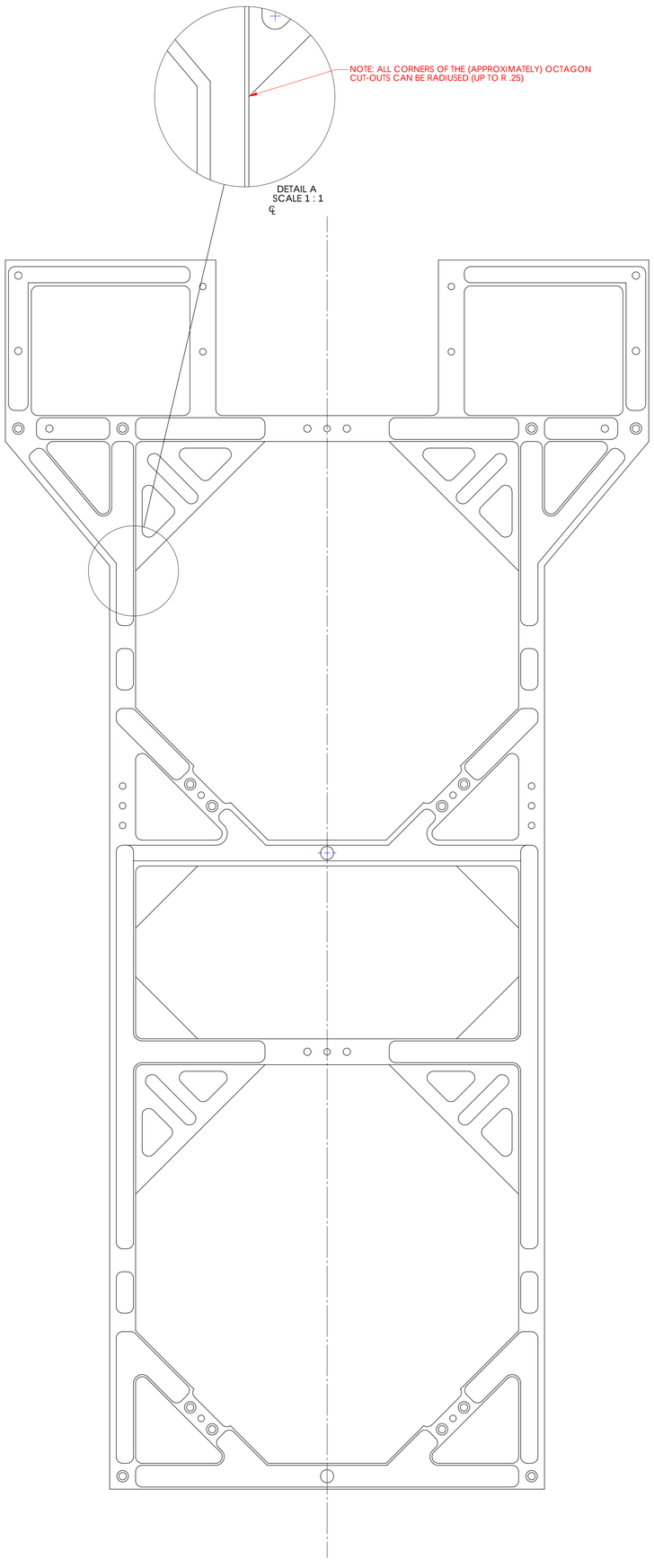

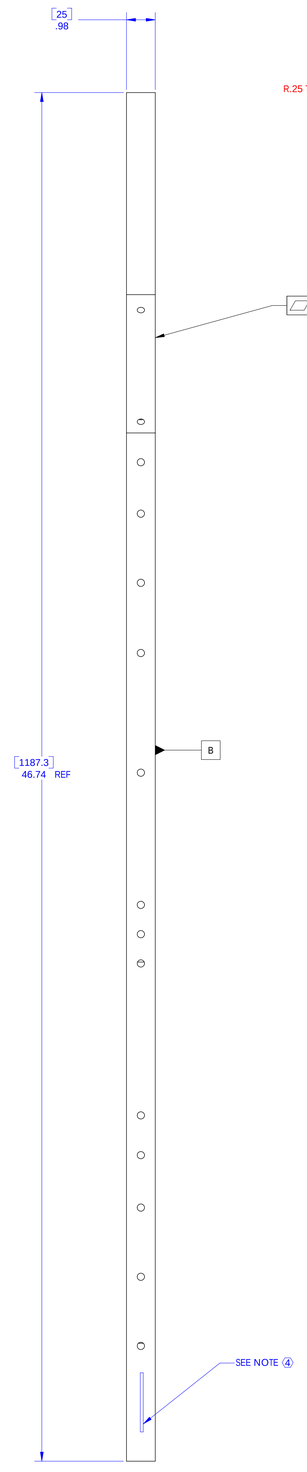

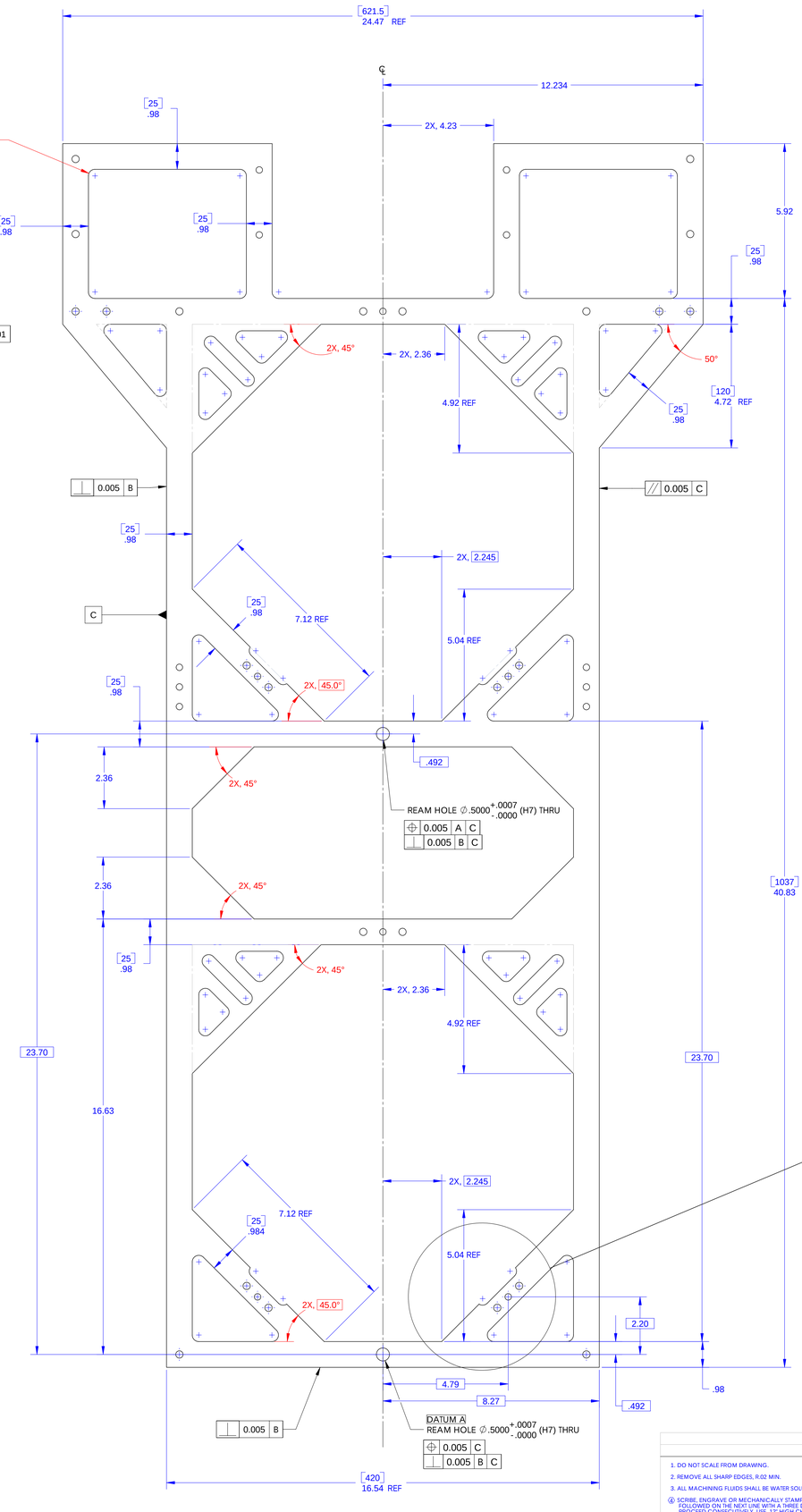

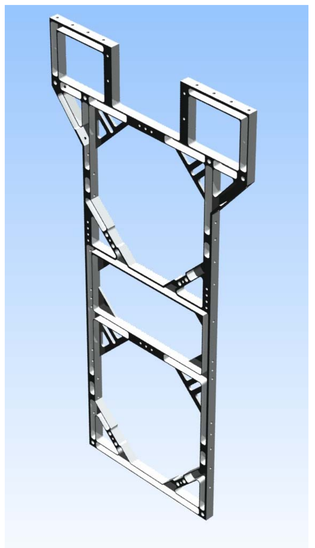

ISOMETRIC VIEW

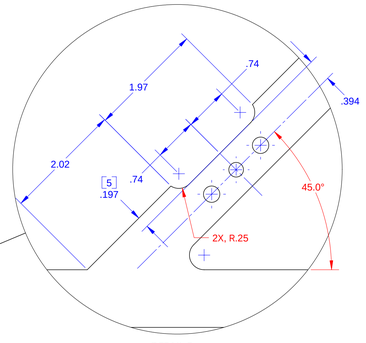

DETAIL B
SCALE 1 : 1
NOTE: DETAIL B OCCURS IN 4 LOCATIONS

PARTS LIST

GENERAL NOTES: (UNLESS OTHERWISE SPECIFIED)

1. DO NOT SCALE FROM DRAWING.
2. REMOVE ALL SHARP EDGES, R.02 MIN.
3. ALL MACHINING FLUIDS SHALL BE WATER SOLUBLE AND FREE OF SULFUR, CHLORINE AND SILICONE.
4. SCRIBE, ENGRAVE OR MECHANICALLY STAMP DRAWING (NO INKS OR DYES) PART NUMBER, REVISION ON NOTED SURFACE OF PART FOLLOWED ON THE NEXT LINE WITH A THREE DIGIT SERIAL NUMBER. SERIAL NUMBERS START AT 001 FOR THE FIRST ARTICLE AND PROCEED CONSECUTIVELY. USE .12" HIGH CHARACTERS, UNLESS THE SIZE OF THE PART DICTATES SMALL CHARACTERS. A VIBRATORY TOOL MAY BE USED. EXAMPLE: D050035-A1 S/N 001
5. THE COMPONENT IS SYMMETRIC ABOUT THE ℄
6. DUAL DIMENSIONS (MILLIMETERS) APPEAR IN SQUARE BRACKETS[ ], PRIMARILY FOR ADVANCED LIGO TECHNICAL REFERENCE
7. BACKGROUND INFORMATION:
INITIAL DISCUSSIONS WITH MACHINISTS AT CALTECH INICATED THAT WATER JET CUTTING WOULD BE USED TO ACHIEVE THE BASIC SHAPES, THEN ANY FINISHING WOULD BE DONE BY MILLING WITH A R.25" CUTTER.

DIMENSIONS ARE IN INCHES
TOLERANCES:
.XX ± 0.01
.XX ± 0.005
ANGULAR ± 0.1 °

MATERIAL	6061-T6 Al	
FINISH	32 μ inch	
	NAME	DATE
DRAWN	R.J.	04/05
CHECKED	MPL	15/04/05
APPROVED		

LIGO
CALIFORNIA INSTITUTE OF TECHNOLOGY
MASSACHUSETTS INSTITUTE OF TECHNOLOGY
SUI, GLASGOW UNIVERSITY GEO 600 GROUP

SYSTEM	ADVANCED LIGO
SUB-SYSTEM	SUS
NEXT ASSY	ASSEMBLY RIG_SINGLE CATCHER
PART NAME	FACEPLATE
SIZE	E
DWG. NO.	D050035
REV.	A
SCALE: 1:4	PROJECTION:
SHEET 1 OF 3	

REV.	DATE	DCN #	DRAWING TREE #

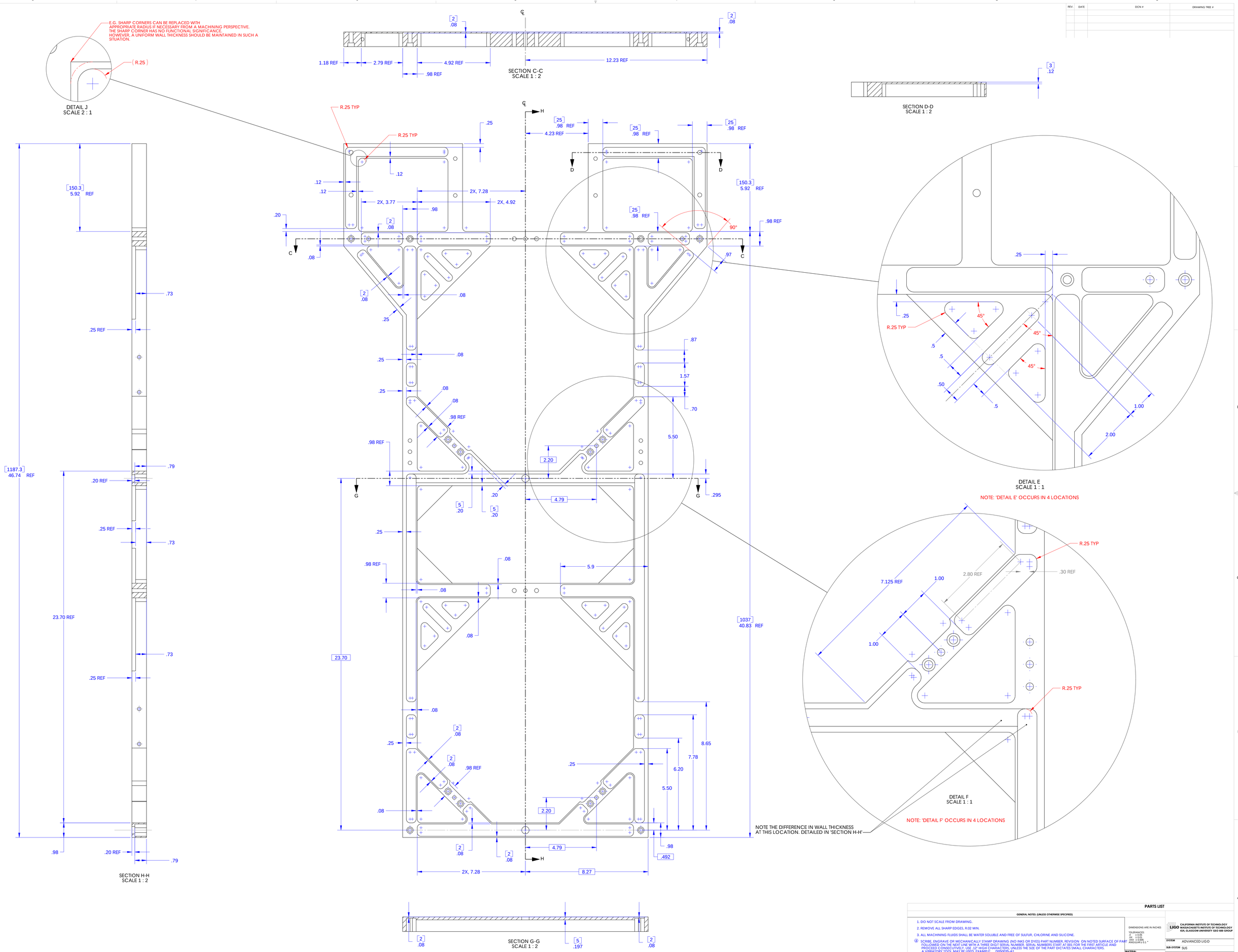

PARTS LIST

GENERAL NOTES: (UNLESS OTHERWISE SPECIFIED)

1. DO NOT SCALE FROM DRAWING.
2. REMOVE ALL SHARP EDGES, R.02 MIN.
3. ALL MACHINING FLUIDS SHALL BE WATER SOLUBLE AND FREE OF SULFUR, CHLORINE AND SILICONE.
4. SCRIBE, ENGRAVE OR MECHANICALLY STAMP DRAWING (NO INKS OR DYES) PART NUMBER, REVISION ON NOTED SURFACE OF PART FOLLOWED ON THE NEXT LINE WITH A THREE DIGIT SERIAL NUMBER. SERIAL NUMBERS START AT 001 FOR THE FIRST ARTICLE AND PROCEED CONSECUTIVELY. USE .12" HIGH CHARACTERS, UNLESS THE SIZE OF THE PART DICTATES SMALL CHARACTERS. A VIBRATORY TOOL MAY BE USED. EXAMPLE: D050035-A1 S/N 001
5. THE COMPONENT IS SYMMETRIC ABOUT THE ℄
6. DUAL DIMENSIONS (MILLIMETERS) APPEAR IN SQUARE BRACKETS[ ], PRIMARILY FOR ADVANCED LIGO TECHNICAL REFERENCE
7. BACKGROUND INFORMATION:
INITIAL DISCUSSIONS WITH MACHINISTS AT CALTECH INICATED THAT WATER JET CUTTING WOULD BE USED TO ACHIEVE THE BASIC SHAPES, THEN ANY FINISHING WOULD BE DONE BY MILLING WITH A R.25" CUTTER.

DIMENSIONS ARE IN INCHES
TOLERANCES:
X ± 0.05
XX ± 0.05
XXX ± 0.005
ANGULAR ± 0.1 °

	NAME	DATE
DRAWN	RAJ	04/08
CHECKED	MPL	15/04/05
APPROVED		

LIGO — CALIFORNIA INSTITUTE OF TECHNOLOGY, MASSACHUSETTS INSTITUTE OF TECHNOLOGY, IGR, GLASGOW UNIVERSITY GEO 600 GROUP

SYSTEM	ADVANCED LIGO
SUB-SYSTEM	SUS
NEXT ASST	ASSEMBLY RIG_SINGLE CATCHER
PART NAME	FACEPLATE
MATERIAL	6061-T6 Al
FINISH	32 µ inch
SIZE	E
DWG. NO.	D050035
REV.	A
SCALE: 1:4	PROJECTION:

SHEET 2 OF 3

REV.	DATE	DCN #	DRAWING TREE #

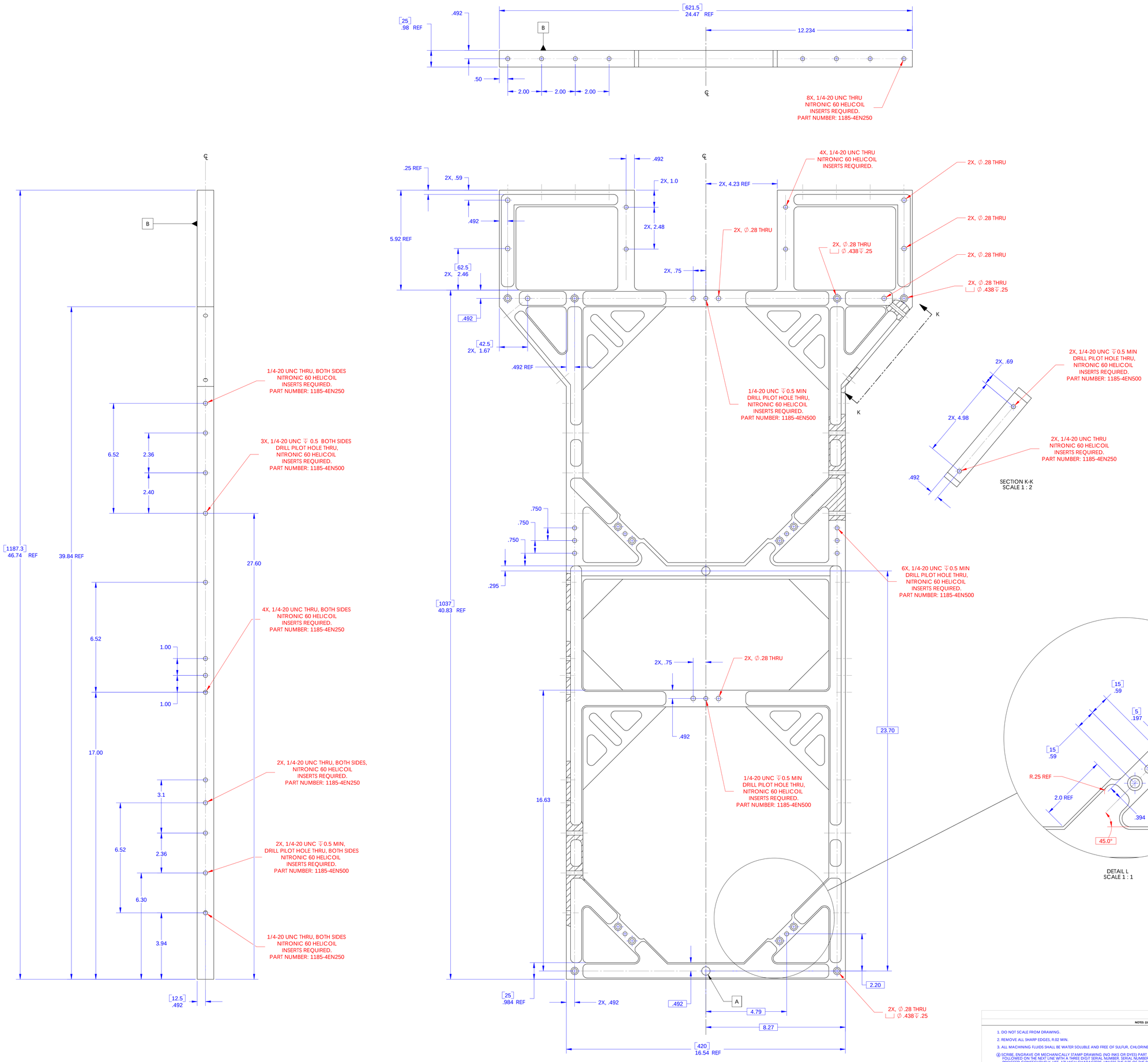

PARTS LIST

NOTES: (UNLESS OTHERWISE SPECIFIED)

1. DO NOT SCALE FROM DRAWING.
2. REMOVE ALL SHARP EDGES, R.02 MIN.
3. ALL MACHINING FLUIDS SHALL BE WATER SOLUBLE AND FREE OF SULFUR, CHLORINE AND SILICONE.
4. SCRIBE, ENGRAVE OR MECHANICALLY STAMP DRAWING (NO INKS OR DYES) PART NUMBER, REVISION ON NOTED SURFACE OF PART FOLLOWED ON THE NEXT LINE WITH A THREE DIGIT SERIAL NUMBER. SERIAL NUMBERS START AT 001 FOR THE FIRST ARTICLE AND PROCEED CONSECUTIVELY. USE .12" HIGH CHARACTERS, UNLESS THE SIZE OF THE PART DICTATES SMALL CHARACTERS. A VIBRATORY TOOL MAY BE USED. EXAMPLE: D050035-A1 S/N 001
5. THE COMPONENT IS SYMMETRIC ABOUT THE ℄
6. DUAL DIMENSIONS (MILLIMETERS) APPEAR IN SQUARE BRACKETS[ ], PRIMARILY FOR ADVANCED LIGO TECHNICAL REFERENCE
7. BACKGROUND INFORMATION:
INITIAL DISCUSSIONS WITH MACHINISTS AT CALTECH INICATED THAT WATER JET CUTTING WOULD BE USED TO ACHIEVE THE BASIC SHAPES, THEN ANY FINISHING WOULD BE DONE BY MILLING WITH A R.25" CUTTER.

DIMENSIONS ARE IN INCHES
TOLERANCES:
X ± 0.05
XX ± 0.010
XXX ± 0.005
ANGULAR: ± 1 °

MATERIAL: 6061-T6 Al
FINISH: 32 μ inch

	NAME	DATE
DRAWN	RAJ	04/05
CHECKED	MPL	05/04/05
APPROVED		

LIGO — CALIFORNIA INSTITUTE OF TECHNOLOGY / MASSACHUSETTS INSTITUTE OF TECHNOLOGY / ISR, GLASSOW UNIVERSITY GEO 600 GROUP

SYSTEM: ADVANCED LIGO
SUB-SYSTEM: SUS
NEXT ASST: ASSEMBLY RIG_SINGLE CATCHER
PART NAME: FACEPLATE
SIZE: E
DWG. NO.: D050035
REV.: A
SCALE: 1:4
PROJECTION:
SHEET 3 OF 3