

UNISTRUT DUCT/TUBE SUPPORT,
3 TYP

ATTACH UNISTRUT TO HORIZONTAL
Z-MEMBERS FOR FAN AND DUCT
SUPPORT

SEE DET 1, 2, 3
FOR DUCT AND TUBE
SUPPORT

FLEXIBLE CONNECTOR

UNISTRUT DUCT SUPPORT AND
STRAP, TYP

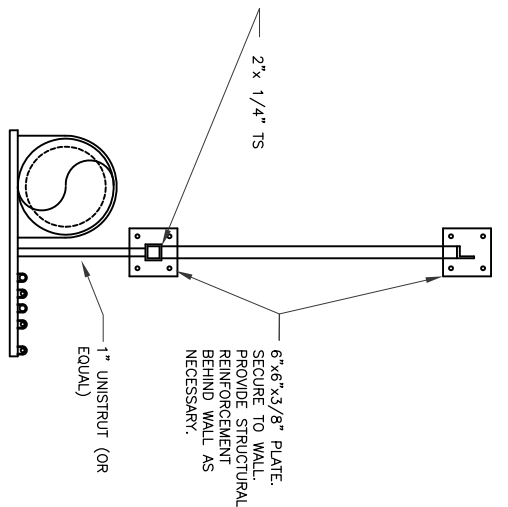
A
2392
LAE WALL SECTION
SCALE: 1/2" = 1'-0"

0 2 4
SCALE IN FEET

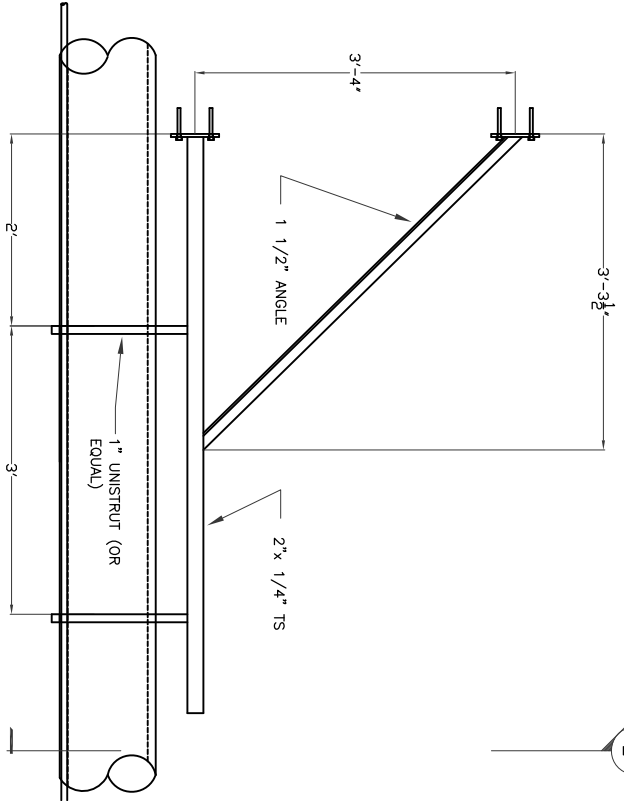
B
2392
LAE WALL SECTION
SCALE: 1/2" = 1'-0"

0 2 4
SCALE IN FEET

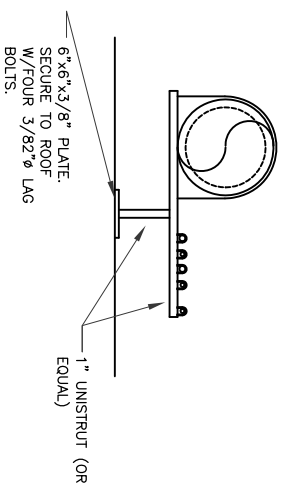
C
DUCT SUPPORT SECTION
SCALE: 1" = 1'-0"



2
DUCT/TUBE SUPPORT DETAIL
SCALE: 1" = 1'-0"



3
DUCT/TUBE SUPPORT DETAIL
SCALE: 1" = 1'-0"



DRAWING: LIGO-D1002393

CALIFORNIA INSTITUTE OF TECHNOLOGY
LIGO LIVINGSTON OBSERVATORY
HIBBS ENGINEERING, INC.
KENNEWICK, WASHINGTON

L1 LASER AREA ENCLOSURE
MECHANICAL
SECTIONS & DETAILS
PROJECT NUMBER: 1036.01
CAD FILE: 1036M01

© 2010 Hibbs Engineering, Inc.
DRAWN BY: GLH
CHECKED BY: DESIGN GM
HEI APPROVAL

REV No	DATE	BY	DESCRIPTION	APPROVED
v2	10/21/10	GLH	MOVED SUPPLY AIR DUCT SOUTH. ADDED TUBE SUPPORT.	