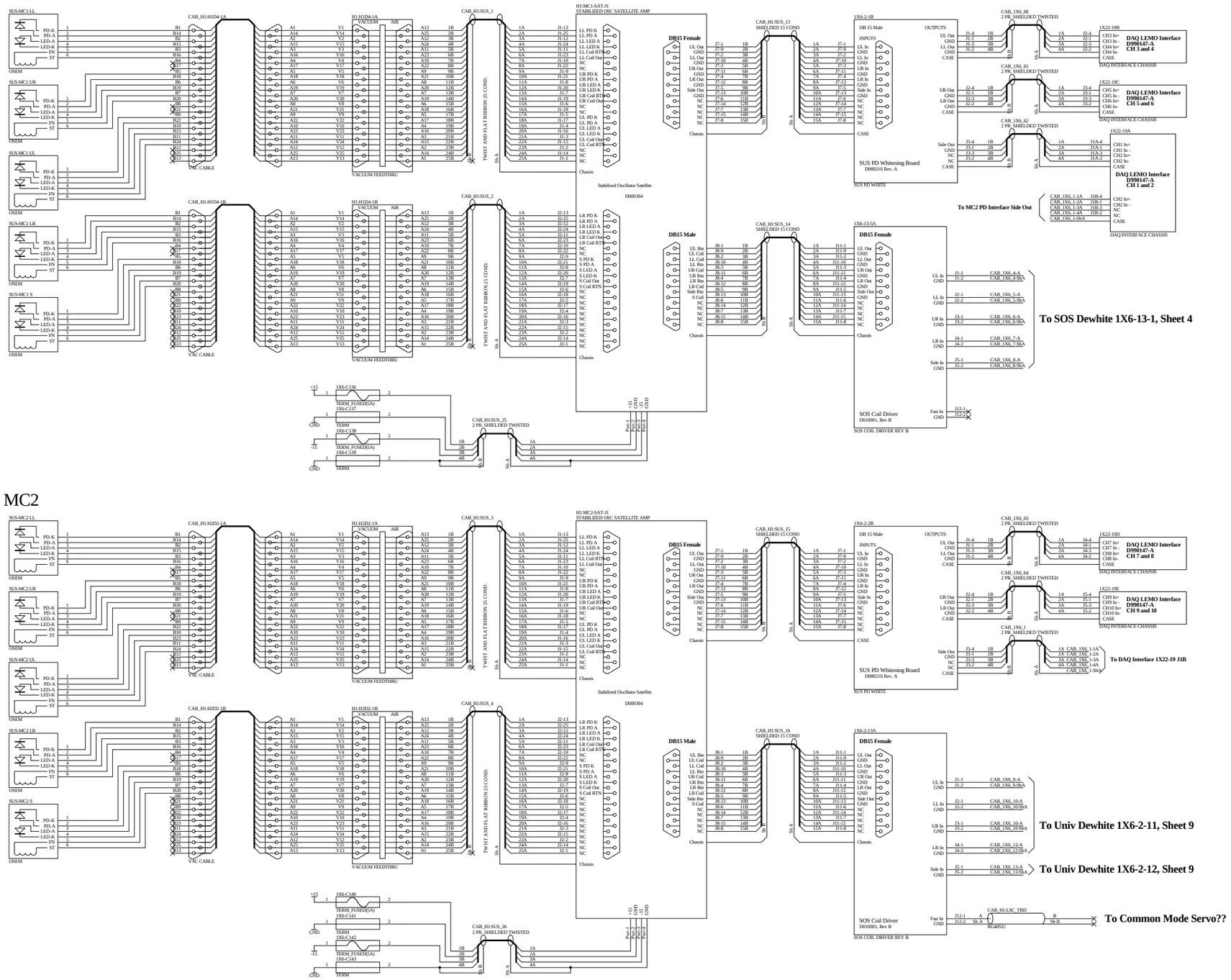

Title: *LHO 4K SOS Controls Wiring*		*LIGO Laboratory, California Institute of Technology, Massachusetts Institute of Technology*	LIGO
Size: D	DCC Number: D010038	SCH / PCB Revision: C	Engineer: *J. Heefner*
File: E:\fr\cad\ligo\users\jay\wade\SOS\Rev\Cmon\SOS1Rev\C.Sch			Date: 17-Jul-2002
			Time: 16:41:09
			Sheet 1 of 10

MC3

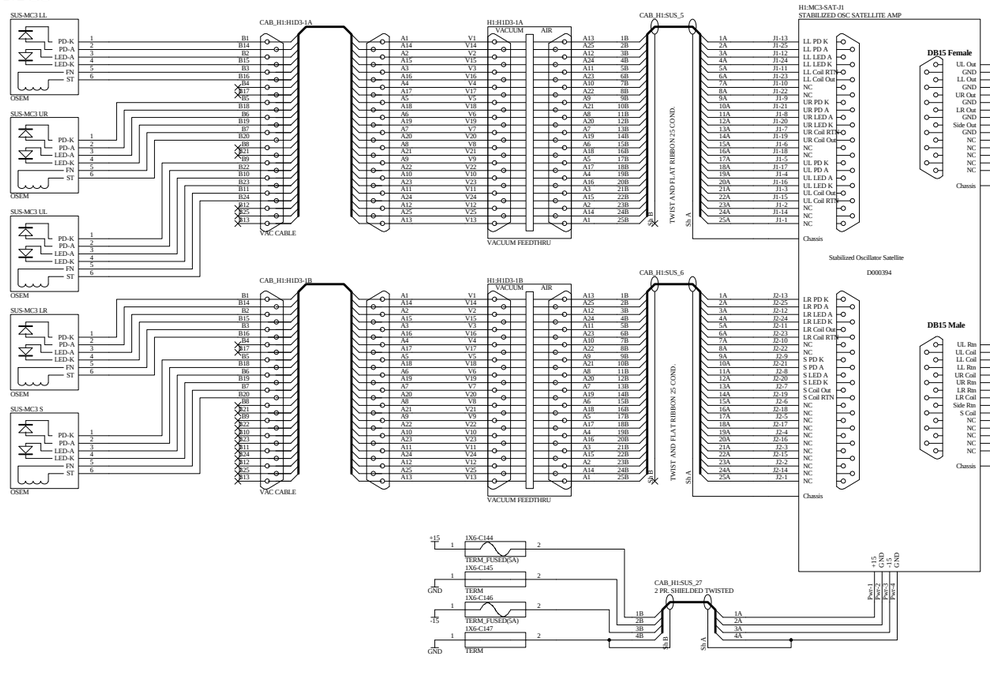

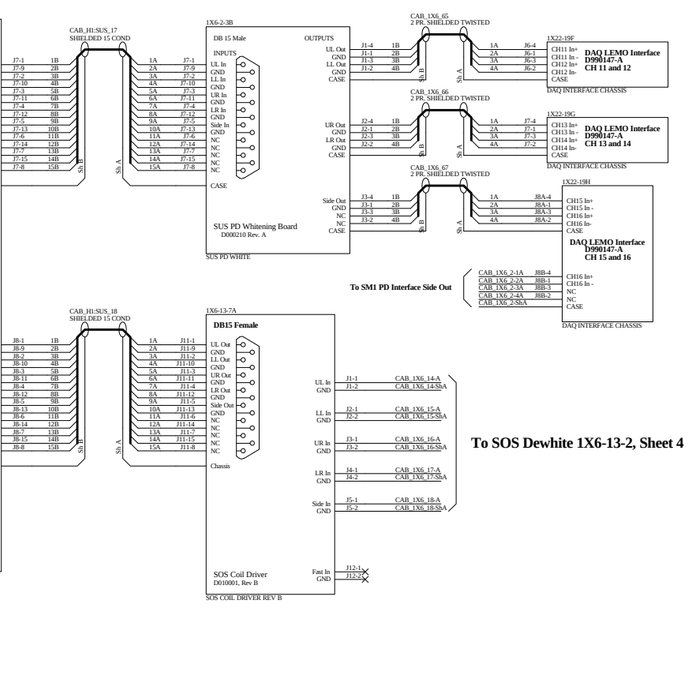

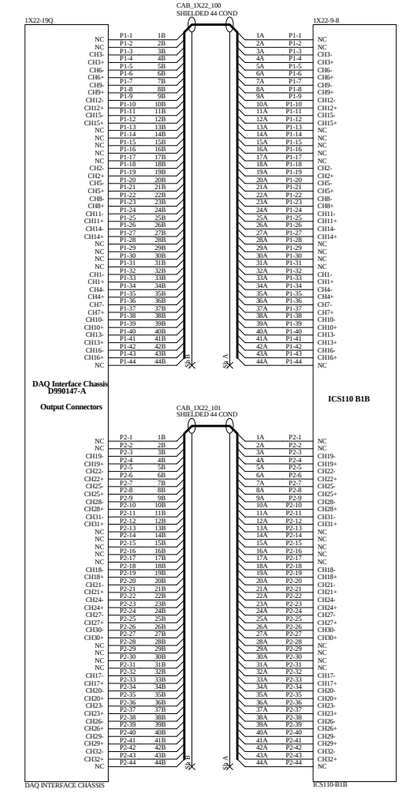

Channel Assignments	
Channel #	Signal
1	MC1 Side PD
2	MC2 Side PD
3	MC1 UL PD
4	MC1 LL PD
5	MC1 UR PD
6	MC1 LR PD
7	MC2 UL PD
8	MC2 LL PD
9	MC2 UR PD
10	MC2 LR PD
11	MC3 UL PD
12	MC3 LL PD
13	MC3 UR PD
14	MC3 LR PD
15	MC3 Side PD
16	SM1 Side PD
17	MMT1 Side PD
18	MMT2 Side PD
19	SM1 UL PD
20	SM1 LL PD
21	SM1 UR PD
22	SM1 LR PD
23	MMT1 UL PD
24	MMT1 LL PD
25	MMT1 UR PD
26	MMT1 LR PD
27	MMT2 UL PD
28	MMT2 LL PD
29	MMT2 UR PD
30	MMT2 LR PD
31	Old MC Length
32	NC

SM1

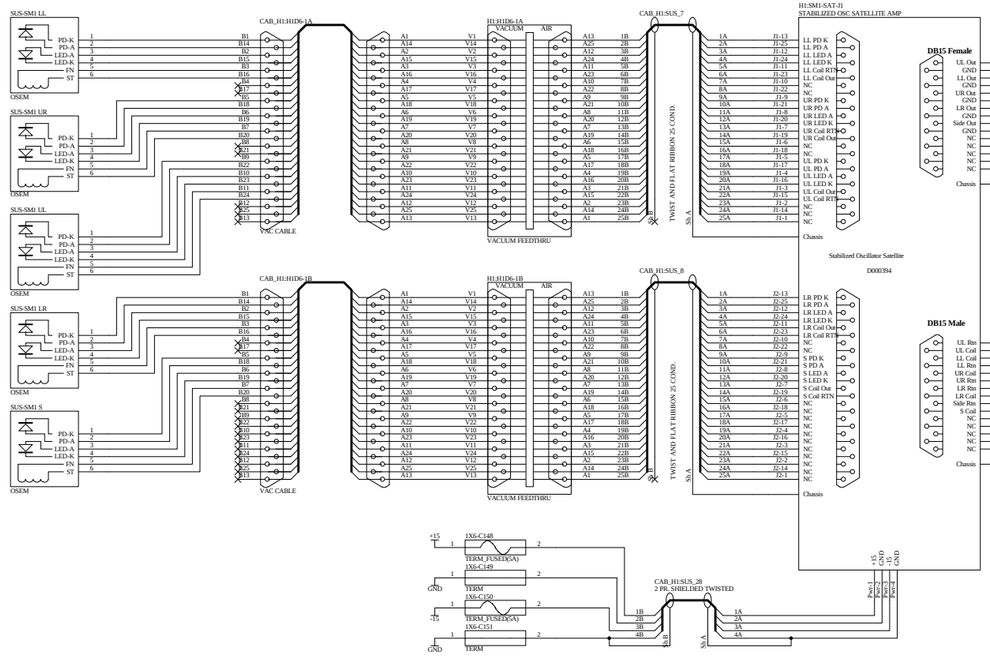

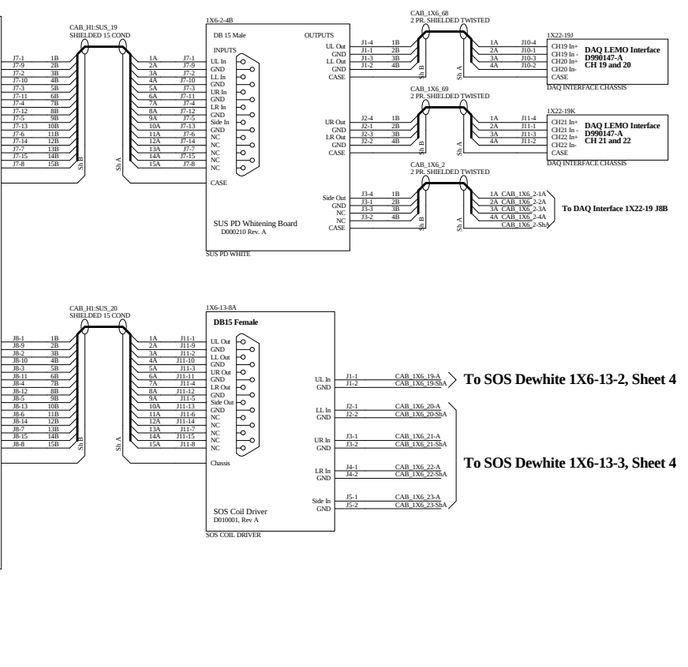



Title: *LHO 4K SOS Controls Wiring*			*LIGO Laboratory, California Institute of Technology, Massachusetts Institute of Technology*	LIGO
Size: D	DCC Number: D010038	SCH / PCB Revision: C	Engineer: *J. Heefner*	Date: 18-Jul-2002
				Time: 14:52:20
File: E:\ligo\ligo\users\jay\wade\SOS\RevC\wade\SOS2RevC.Sch				Sheet 2 of 10

MMT1

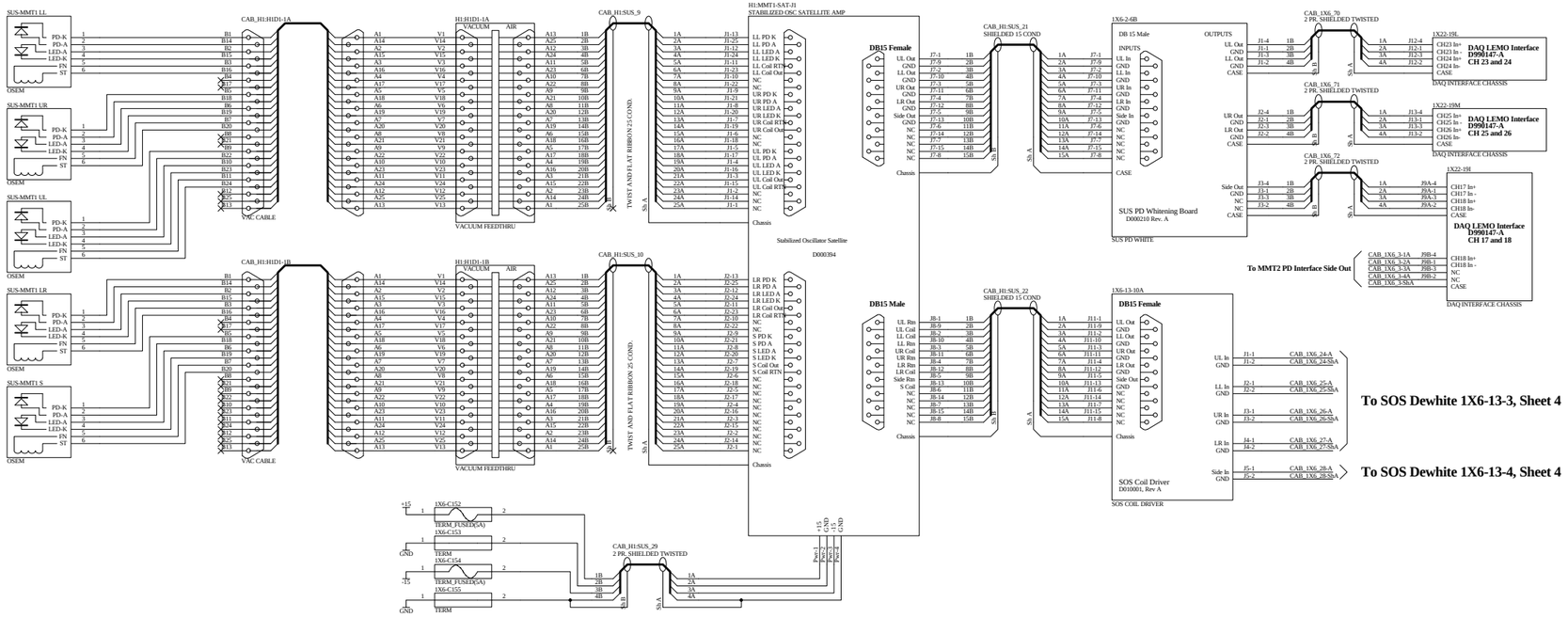

MMT2

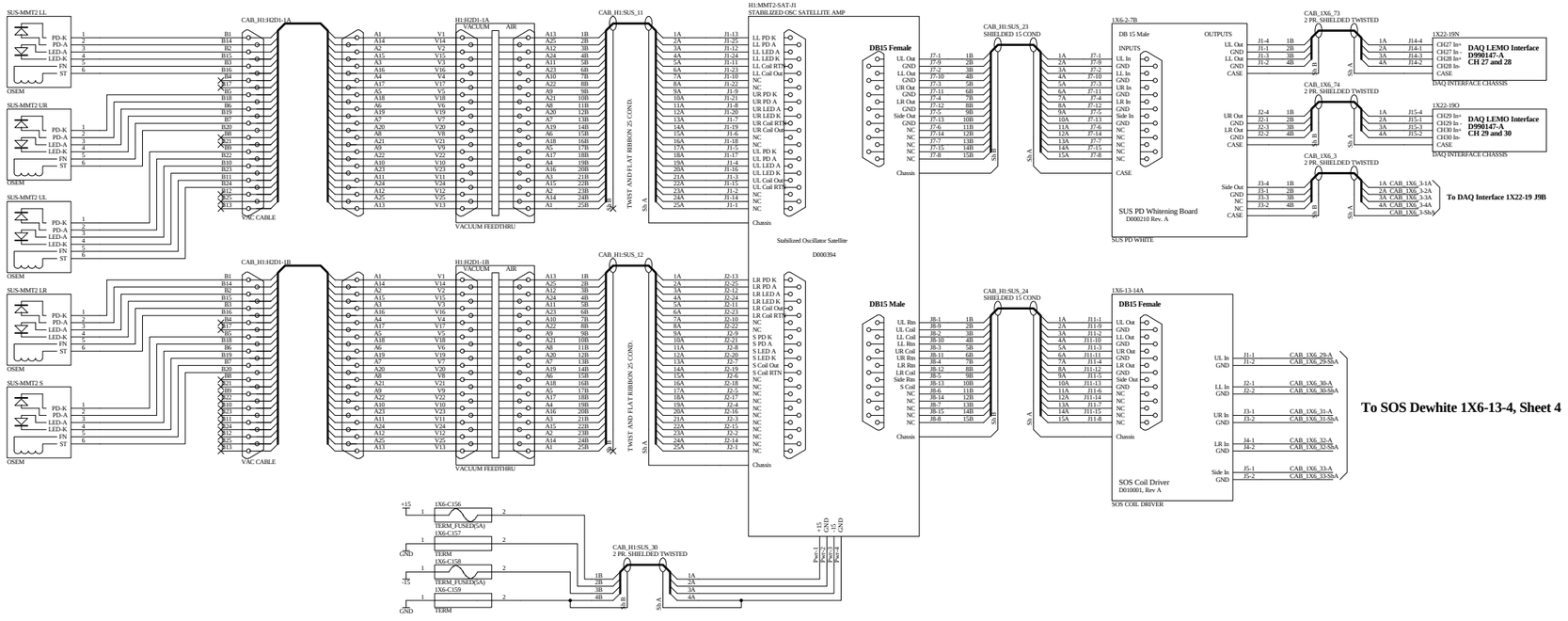

Title: ***LHO 4K SOS Controls Wiring***		LIGO Laboratory, California Institute of Technology, Massachusetts Institute of Technology	LIGO
Size: D	DCC Number: D010038	SCH / PCB Revision: C	Engineer: *J. Heefner*
File: E:\Ecad\ligo\user\jay\wa4k\SOS\RevC\wa4kSOS3RevC.Sch			Date: 17-Jul-2002 Time: 16:41:27 Sheet 3 of 10

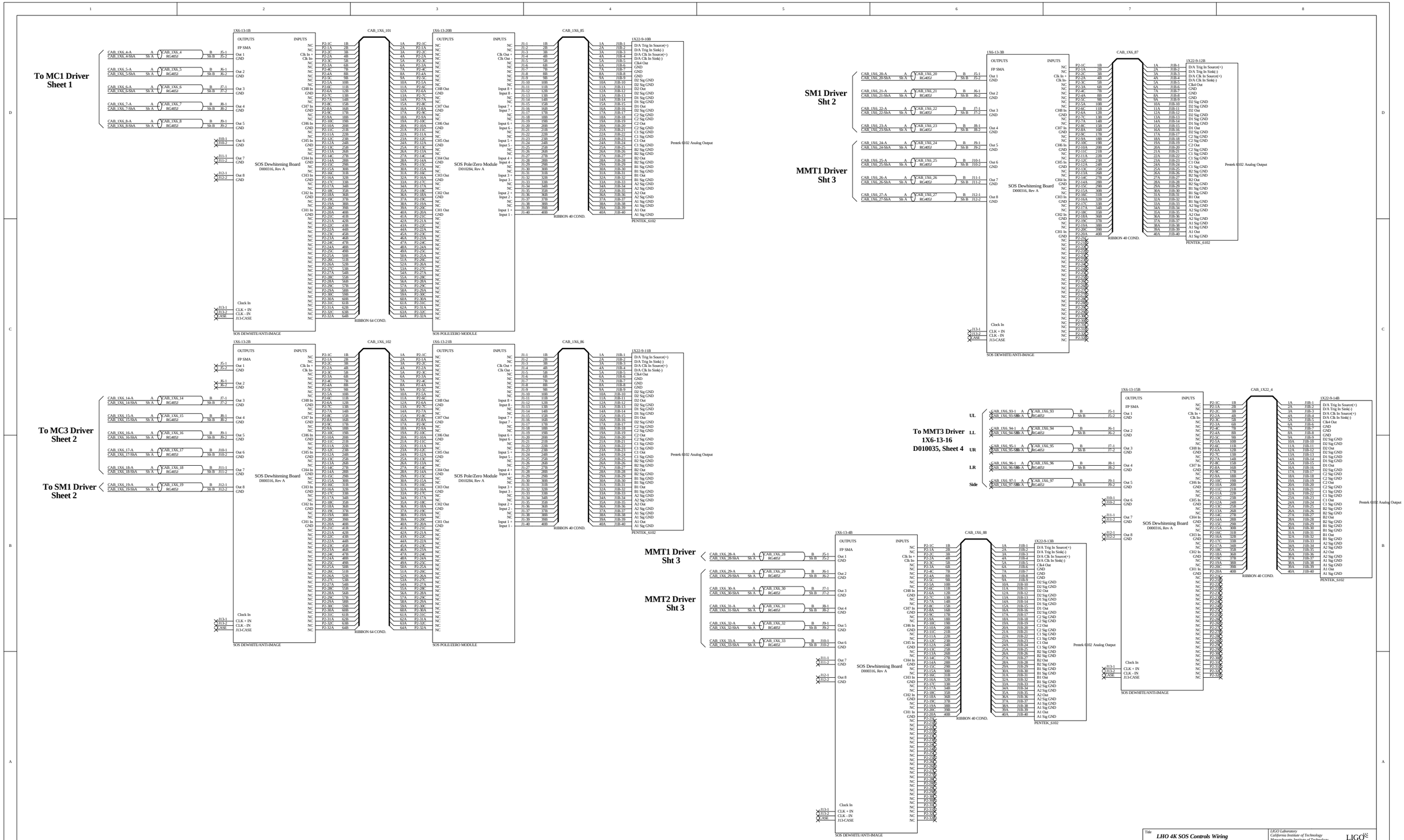
To MC1 Driver Sheet 1
To MC3 Driver Sheet 2
To SM1 Driver Sheet 2
SM1 Driver Sht 2
MMT1 Driver Sht 3
MMT1 Driver Sht 3
MMT2 Driver Sht 3
To MMT3 Driver 1X6-13-16 D010035, Sheet 4
UL
LL
UR
LR
Side
SOS Dewhitening Board D000316, Rev A
SOS Pole/Zero Module D010284, Rev A
SOS DEWHITE/ANTI-IMAGE
SOS POLE/ZERO MODULE
Pentek 6102 Analog Output
RIBBON 64 COND.
RIBBON 40 COND.
CAB_1X6_101
CAB_1X6_102
CAB_1X6_85
CAB_1X6_86
CAB_1X6_87
CAB_1X6_88
CAB_1X22_4
1X6-13-1B
1X6-13-2B
1X6-13-20B
1X6-13-21B
1X6-13-3B
1X6-13-4B
1X6-13-15B
1X22/9-10B
1X22/9-11B
1X22/9-12B
1X22/9-13B
1X22/9-14B
PENTEK_6102



Title: **LHO 4K SOS Controls Wiring**	LIGO Laboratory, California Institute of Technology, Massachusetts Institute of Technology		LIGO
Size: D	DCC Number: D010038	SCH / PCB Revision: C	Engineer: J. Heefner
Date: 17-Jul-2002	Time: 16:41:44	Sheet 5 of 10	
File: E:\fra\all\ligo\users\jan\wad\SOS\Rev\C\wad4-SOS5Rev\C.Sch			



Title	LHO 4K SOS Controls Wiring	LIGO Laboratory, California Institute of Technology, Massachusetts Institute of Technology	LIGO
Size: D	DCC Number: D010038	SCH / PCB Revision: C	Engineer: J. Heefner
Date: 17-Jul-2002	Time: 16:41:54	Sheet 6 of 10	
File: E:\ligo\gdl\user\jay\wa4\SOS\Rev\C\wa4kSOS6Rev\C.Sch			

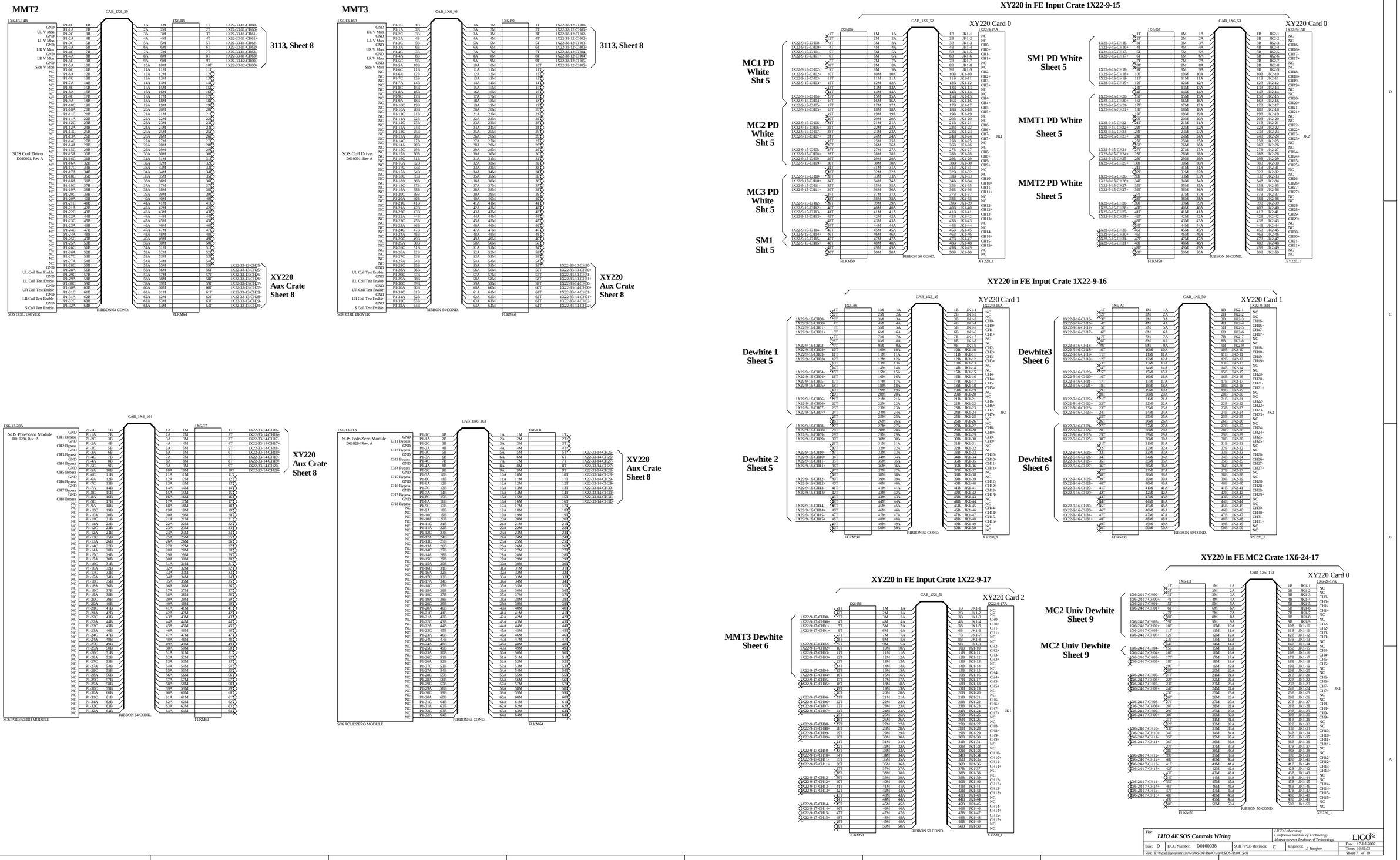
MMT2
MMT3
3113, Sheet 8
XY220 Aux Crate Sheet 8
SOS Coil Driver D010001, Rev A
SOS Pole/Zero Module D010284 Rev. A
XY220 in FE Input Crate 1X22-9-15
XY220 in FE Input Crate 1X22-9-16
XY220 in FE Input Crate 1X22-9-17
XY220 in FE MC2 Crate 1X6-24-17
XY220 Card 0
XY220 Card 1
XY220 Card 2
MC1 PD White Sht 5
MC2 PD White Sht 5
MC3 PD White Sht 5
SM1 Sht 5
SM1 PD White Sheet 5
MMT1 PD White Sheet 5
MMT2 PD White Sheet 5
Dewhite 1 Sheet 5
Dewhite 2 Sheet 5
Dewhite3 Sheet 6
Dewhite4 Sheet 6
MMT3 Dewhite Sheet 6
MC2 Univ Dewhite Sheet 9
RIBBON 64 COND.
RIBBON 50 COND.
FLKM64
FLKM50
LIGO
LIGO Laboratory
California Institute of Technology
Massachusetts Institute of Technology
LHO 4K SOS Controls Wiring
Size: D
DCC Number: D0100038
SCH / PCB Revision: C
Engineer: J. Heefner
Date: 17-Jul-2002
Time: 16:42:03
Sheet 7 of 10

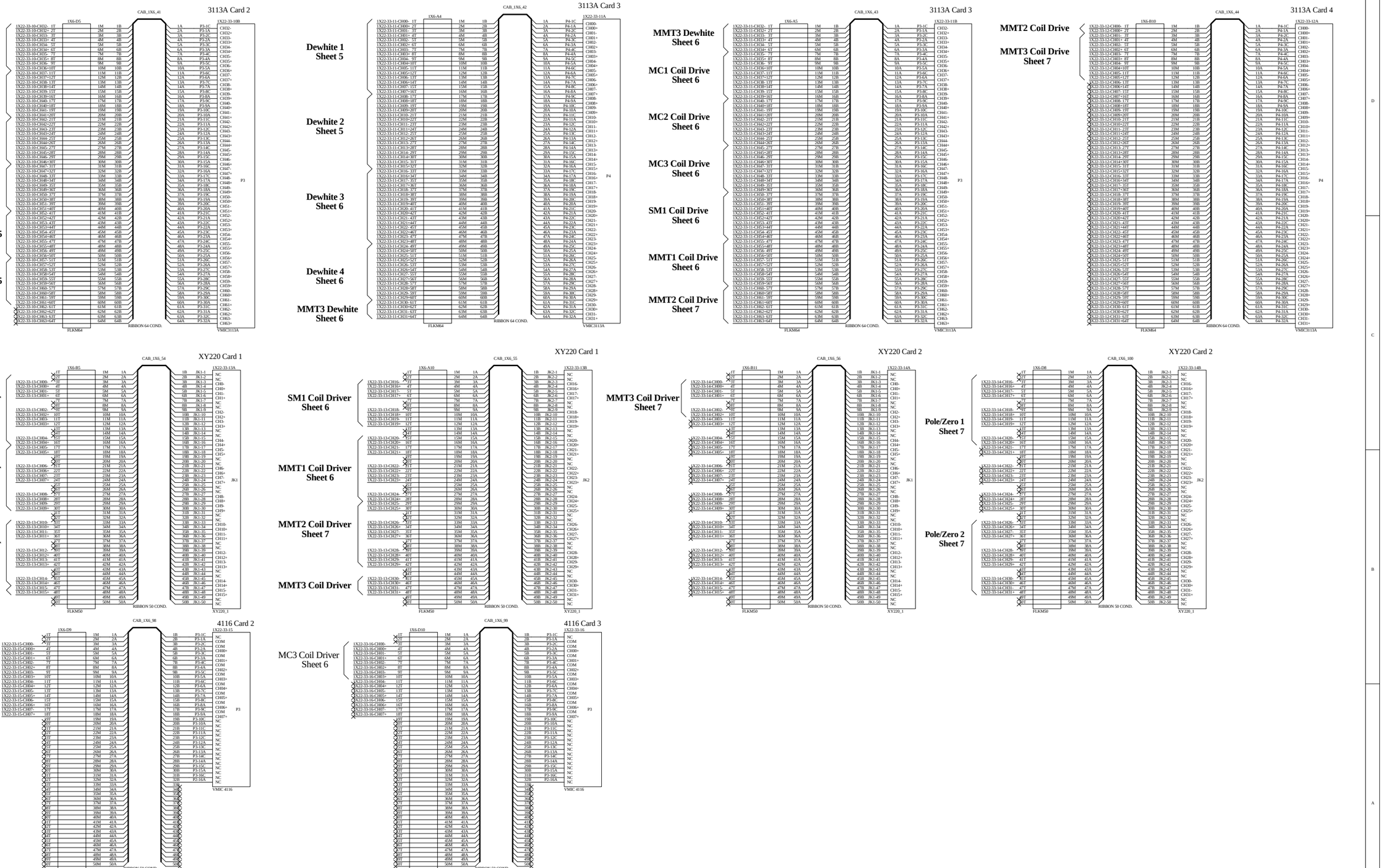

Title	*LHO 4K SOS Controls Wiring*
LIGO Laboratory	California Institute of Technology / Massachusetts Institute of Technology
Size: D	DCC Number: D0100038
SCH / PCB Revision: C	Engineer: *J. Heefner*
Date:	17-Jul-2002
Time:	16:42:13
Sheet 8 of 10	
File:	E:\0\cad\sigcases\gst\wade\SOS\RevC\wade\SOSRevC.Sch

LIGO

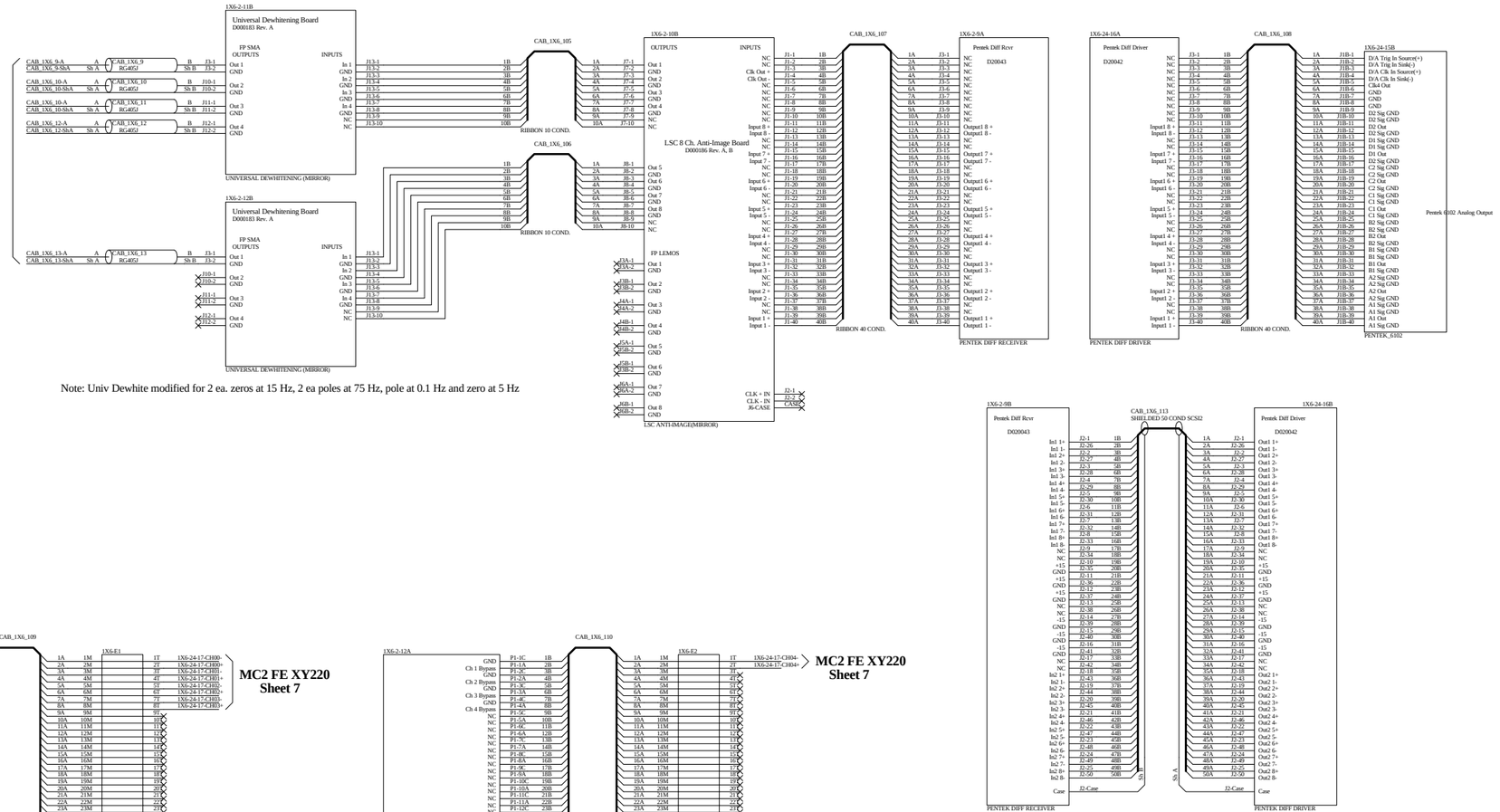

Note: Univ Dewhite modified for 2 ea. zeros at 15 Hz, 2 ea poles at 75 Hz, pole at 0.1 Hz and zero at 5 Hz

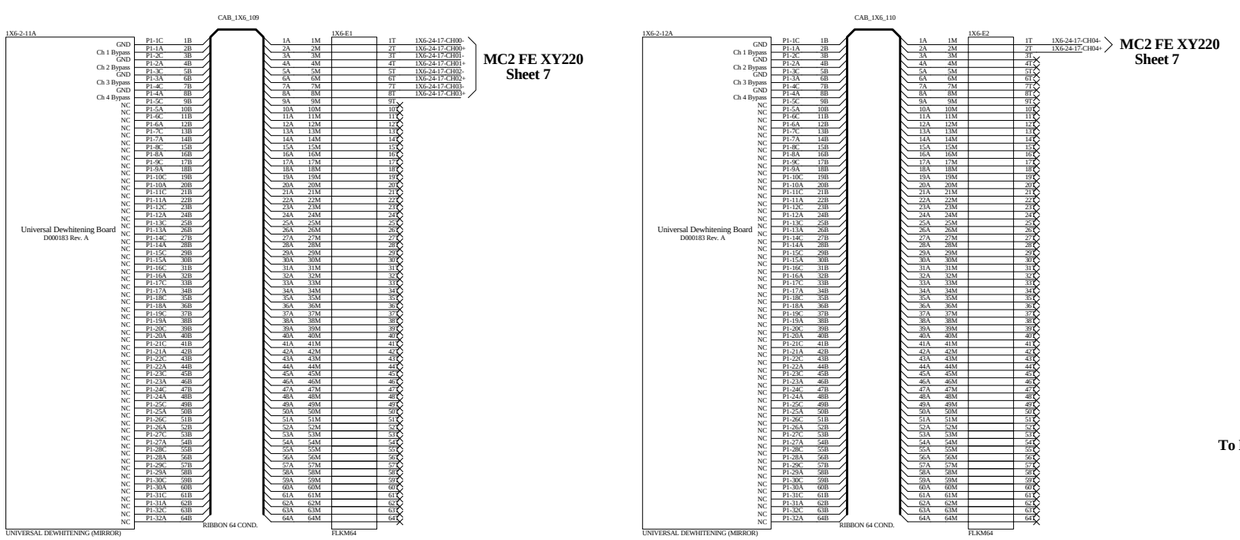

Mode Cleaner Length Control Input

To Mode Cleaner Length Servo Amp
1X2-18-2-J10

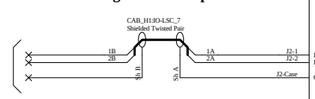

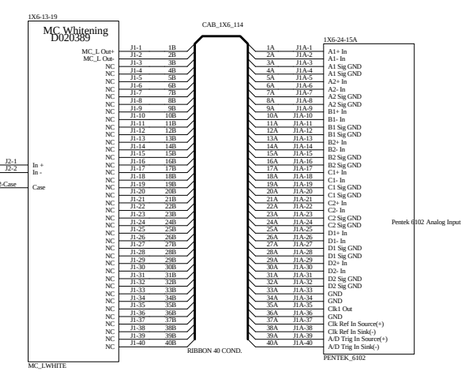

Title: *LHO 4K SOS Controls Wiring*	*LIGO Laboratory, California Institute of Technology, Massachusetts Institute of Technology*		LIGO
Size: D	DCC Number: D010038	SCH / PCB Revision: C	Engineer: *J. Heefner*
Date: 18-Jul-2002	Time: 14:51:29	Sheet 9 of 10	
File: E:\ligo\logosves\gnv\wadk\SOS\RevC\wadkSOS9RevC.Sch			

Eurocard Crate Power Connections for Crate 1X20-5

Note:
Power Connections for Eurocard modules are made through the backplane and are designated as VX6-2-BP1. Bulk power supply connections to the eurocard backplane lugs are designated V in Rack 1X6-2.

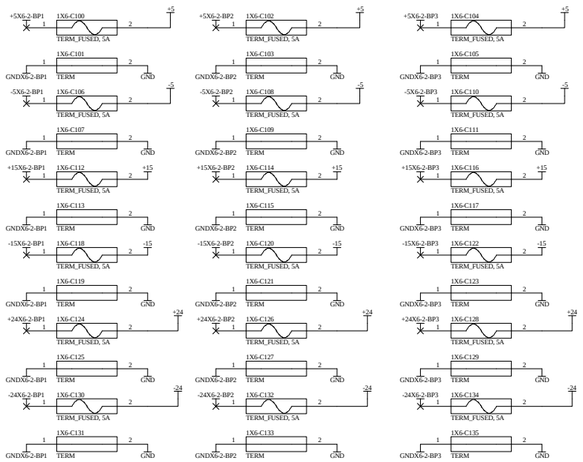

Eurocard Crate Power Connections for Crate 1X20-22

Note:
Power Connections for Eurocard modules are made through the backplane and are designated as VX6-13-BP1. Bulk power supply
connections to the eurocard backplane lugs are designated V in Rack 1X6-13.

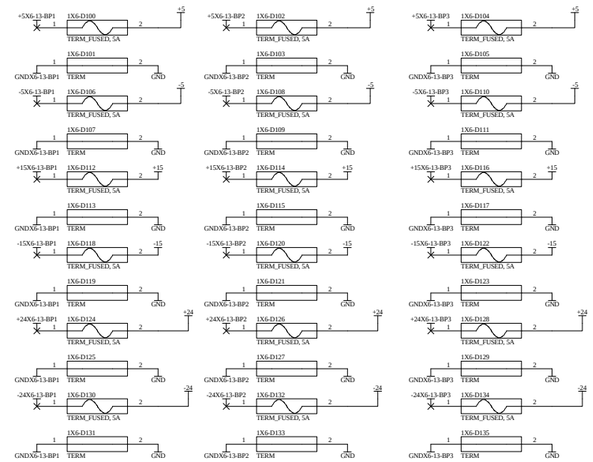

Rev	Description of Change	Date
00	Preliminary Fab Release	2/01
01	Move MMT3 outputs to SOS FE crate 1. Change cables CAB_1X7_23 to 1X7_27 to 1X6_93 to 1X6_97	4/01
02	As built changes to FE XY220 wiring on sheet 7. H/W channels made to match software.	5/01
03	1. Added Pole/Zero modules to MC mirror paths. 2. Changed MC coil drivers to Rev B model. 3. Added XY220 and 4116 channels for Pole/zero and Rev B coil driver additional controls.	2/02
A	Initial Release: Changes to MMT3 Dewhite Enable connections to FE XY220, Sheet 6 and 7 to match software	3/02
B	Changes to MMT3 Dewhite Enable connections to FE XY220, Sheet 6 and 7 to match software	6/02
C	Changes to MC2 wiring to add new FE crate for LOS type output needed by Common Mode addition to system.	7/02

Title: ***LHO 4K SOS Controls Wiring***		*LIGO Laboratory* *California Institute of Technology* *Massachusetts Institute of Technology*	LIGO
Size: D	DCC Number: D0100038	SCH / PCB Revision: C	Engineer: *J. Heefner*
			Date: 17-Jul-2002 Time: 16:42:31
File: E:\Pycad\ligo\users\jay\wa4k\SOS\RevC\wa4kSOS10RevC.Sch			Sheet 10 of 10

wa4kSOS1RevC
wa4kSOS1RevC.Sch

wa4kSOS10RevC
wa4kSOS10RevC.Sch

wa4kSOS2RevC
wa4kSOS2RevC.Sch

wa4kSOS3RevC
wa4kSOS3RevC.Sch

wa4kSOS4RevC
wa4kSOS4RevC.Sch

wa4kSOS5RevC
wa4kSOS5RevC.Sch

wa4kSOS6RevC
wa4kSOS6RevC.Sch

wa4kSOS7RevC
wa4kSOS7RevC.Sch

wa4kSOS8RevC
wa4kSOS8RevC.Sch

wa4kSOS9RevC
wa4kSOS9RevC.Sch

Title ***LHO 4K SOS Controls Wiring***			*LIGO Laboratory* *California Institute of Technology* *Massachusetts Institute of Technology*		LIGO
Size: B	DCC Number: D010038	SCH / PCB Revision: C	Engineer: *J. Heefner*		Date: 17-Jul-2002
					Time: 16:41:03
File: E:\h\cad\ligo\users\jay\wa4kSOS\RevC\wa4kSOSRevC.Prj					Sheet 0 of 10