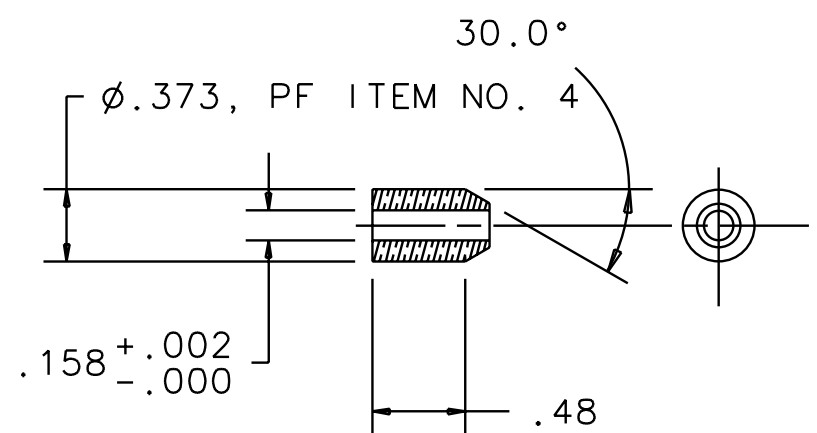
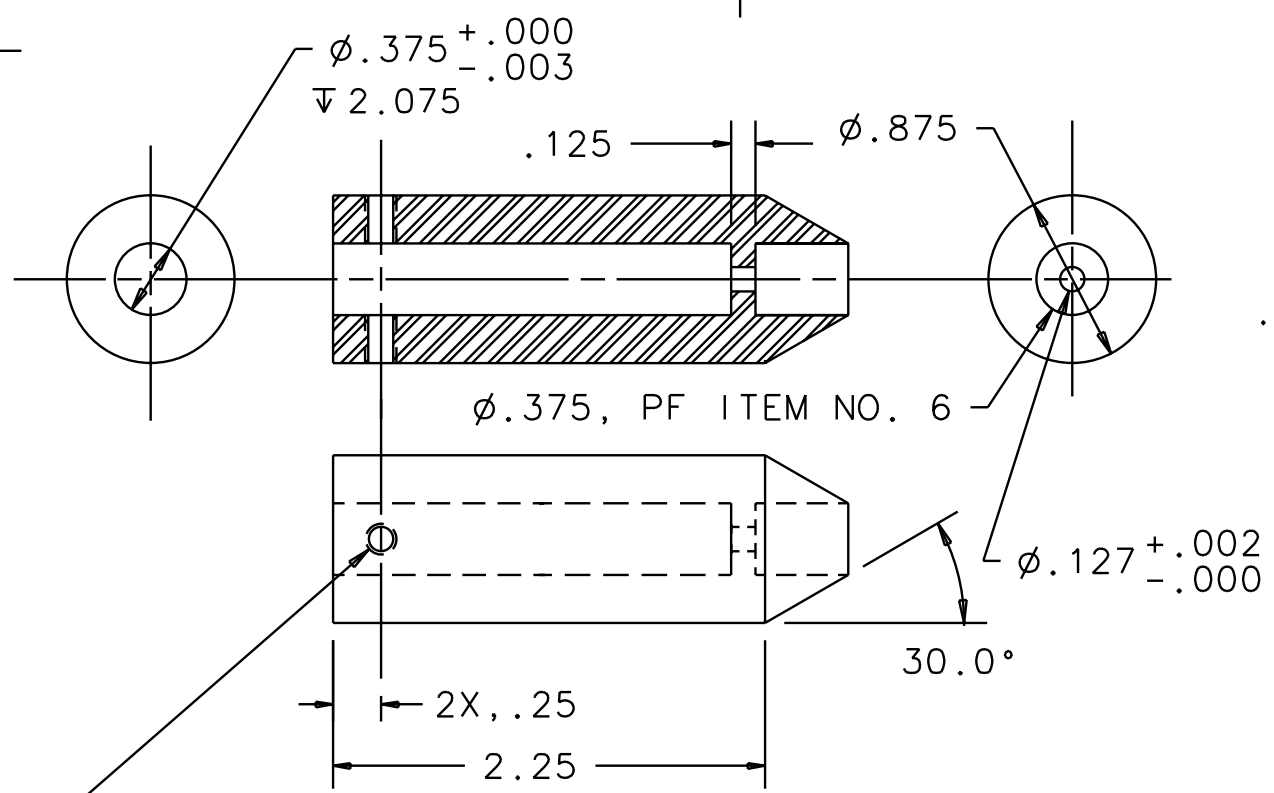
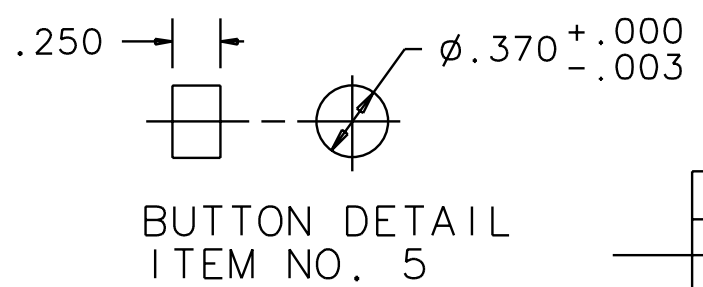
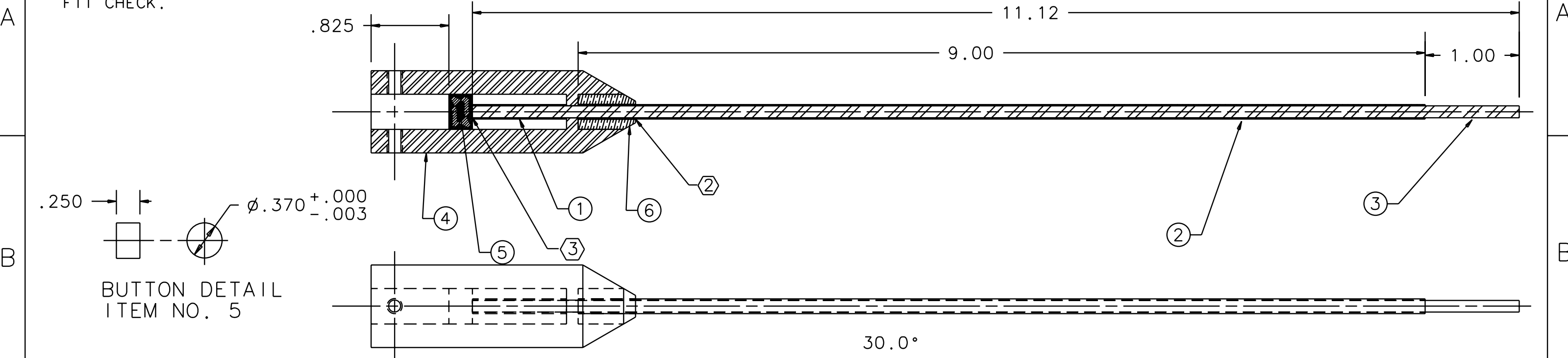


NOTES: (UNLESS OTHERWISE SPECIFIED)

- 1. DIMENSIONS IN INCHES.
- ② SILVER SOLDER ITEMS 2 AND 6.
- ③ SILVER SOLDER AND/OR THREAD
- THIS SUB ASSEMBLY OF ITEMS 3 AND 5.
- TURN AND FACE ITEM NO. 5 AFTER FIT CHECK.

REV	DATE	DRAWN BY	CHECKED	DCC	DCN/DESCRIPTION
A	3-30-00	J. Romie			INITIAL RELEASE/DCN E000167



QTY REQD	FSCM NO	PART OR IDENTIFYING NO	NOMENCLATURE OR DESCRIPTION	MATERIAL SPECIFICATION	ITEM NO
1			PLUG, ϕ .375 x 1.0 LONG	BRASS	6
1			BUTTON, ϕ .375 x .250	BRASS	5
1			BODY, ϕ .875 x 3.00 LONG	STAINLESS	4
1			ROD, ϕ .125 x 11.13 LONG	STAINLESS	3
1			TUBE, .156 OD x .126 ID x 9.0" LONG	BRASS	2
1			CENTURY SPRING P/N C-516 SPRING, 5/32 OD x 1.0 LONG x ϕ .011 WIRE (.127 ID)	STAINLESS OR MUSIC WIRE	1

2X, ϕ .164-32, UNC-2B
180° APART

BODY DETAIL
ITEM NO. 4

PLUG DETAIL
ITEM NO. 6

UNLESS OTHERWISE SPECIFIED DIMENSIONS ARE IN IN TOLERANCES ARE: FRACTIONS DECIMALS .XX = ± .03 .XXX = ± .005 ANGLES = ± .5° DO NOT SCALE DRAWING	APPROVALS		DATE	LIGO CALIFORNIA INSTITUTE OF TECHNOLOGY MASSACHUSETTS INSTITUTE OF TECHNOLOGY
	DRAWN J. HAZEL ROMIE	GROUP	3/27/00	
MATERIAL	CHECKED D. COOK	TITLE	PZT DRIVER EXTENSION	
FINISH NONE	SIZE B	DWG NO. D000102	REV A	
SCALE 1/1	FILENAME /home/dcc/docs/D000102.pdf	SHEET	1 OF 1	