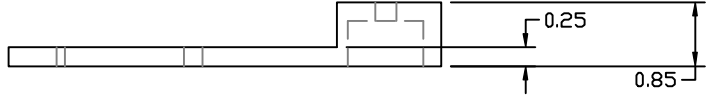
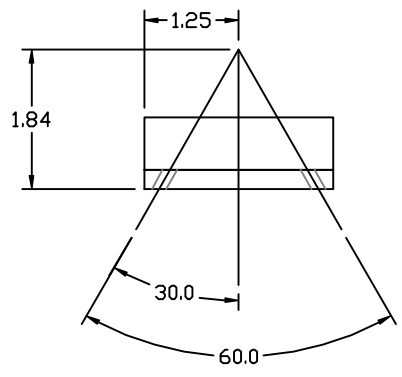
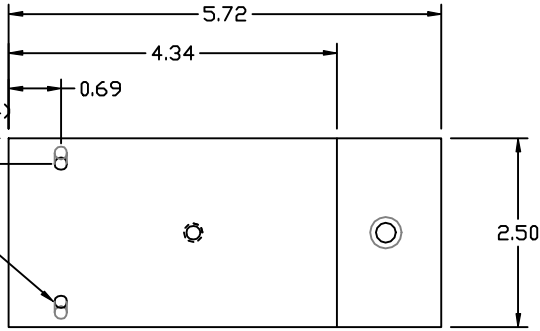


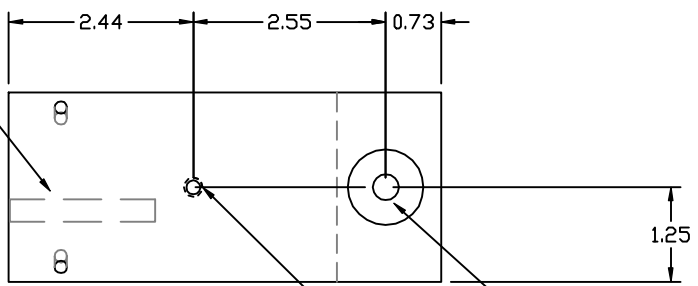
NOTES:

1. MARK PART NUMBER, "D000004-A", IN .12 HIGH CHARACTERS ON PART.
2. CLEAR ANODIZE PER MIL-A-8625.
3. MARK PART NUMBER D000004-A

DRILL THRU AND TAP 8-32 UNF-2B



NOTE 3



DRILL THRU $\phi 0.344$,
C'BORE $\phi 0.875$ min, .597 MAX DP

DRILL AND TAP THRU 1/4-20 UNC 2B

REF		QTY	PART or DRWG No.		CDS		PARTS and MATERIAL LIST		MATERIAL							
A		RELEASE					SMITH 1/00		SUPPORT MOUNT, ETM CAMERA							
00		PRE-RELEASE					SMITH 1/00		CALIFORNIA INSTITUTE OF TECHNOLOGY MASSACHUSETTS INSTITUTE OF TECHNOLOGY							
REV		DESCRIPTION	DCC	SYS	DET	CDS	VE	CC	BT	CHECK	DRWN	DATE	GAP FILE	REV. NO.	DWG. NO.	
													D000004-A	C	D000004-A-D	
DVG. NO.		DESCRIPTION	SCALE		FULL		SHEET		1 of 1							

UNLESS OTHERWISE SPECIFIED
DIMENSIONS ARE IN FEET (cm)
TOLERANCES: FRACTIONAL $\pm 1/16(16)$ FINISHED SURFACE RMS 63
ANGULAR $\pm 1^\circ$ BREAK CORNERS .02
TWO PLACE DECIMAL $\pm .01(025)$ REMOVE ALL BURRS
THREE PLACE DECIMAL $\pm .005(013)$
MATERIAL: 6061-T6 ALUM. HEAT TREAT: - FINISH: CLEAR ANOD.
USED ON ETM-X MONITOR NEXT ASS'Y: D990414-A