


# ISC C1

ISC LVEA Equipment Room Rack C1




Rack Orientation In LLO CER



Front of Rack

Rack Orientation In LHO CER



Front of Rack

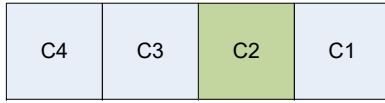
## Color Key

- 1 U Installed
- 1 U Ready for installation
- 1 U Built but not fully tested
- 1 U Still being built
- 1 U Not even started building

Status as of 24 July 2024

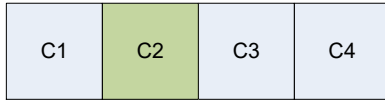
# ISC C2

Rack Orientation In LLO CER



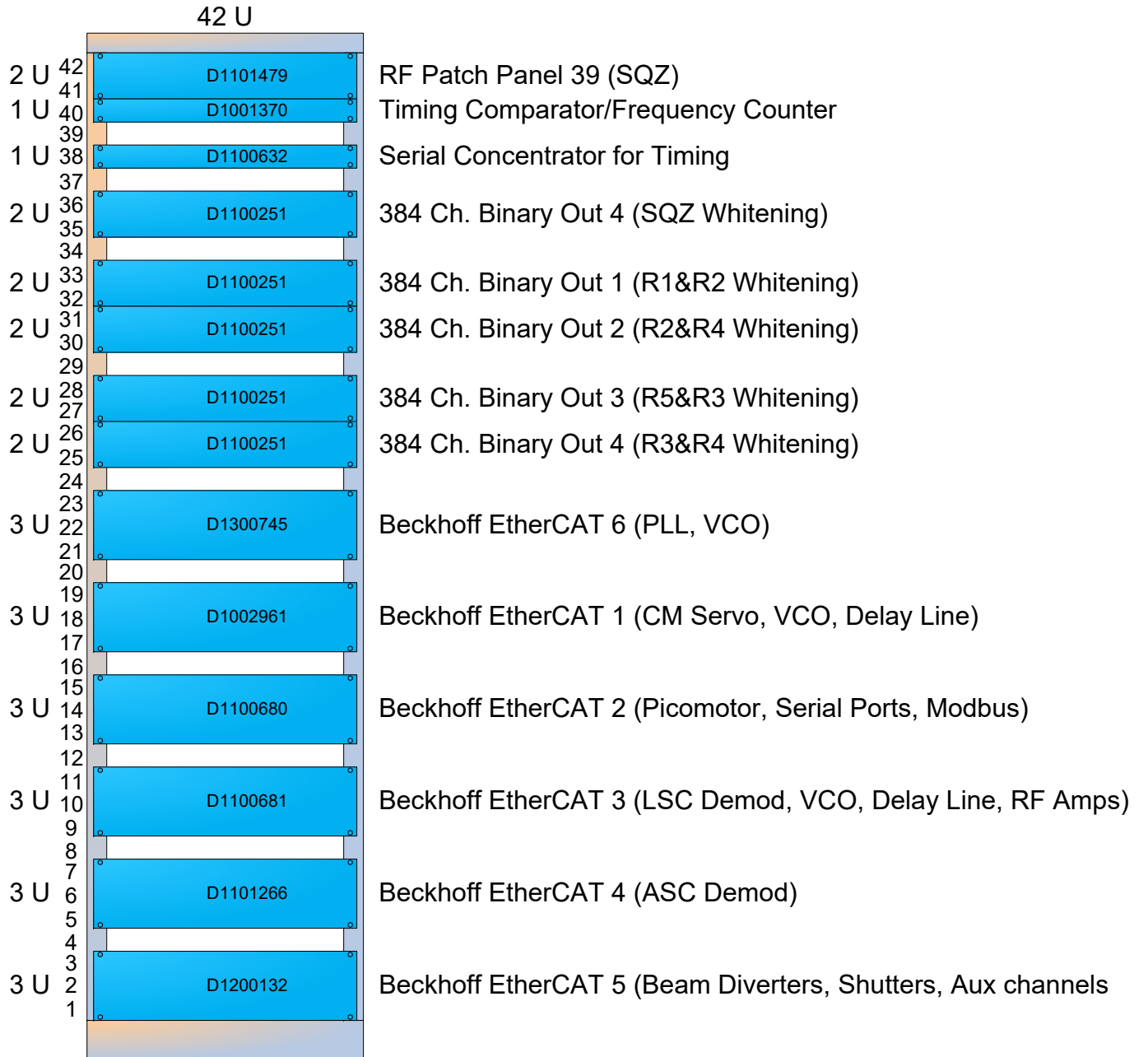
Front of Rack

Rack Orientation In LHO CER



Front of Rack

ISC LVEA Equipment Room Rack C2



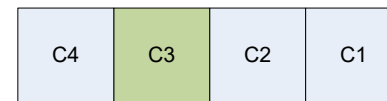
## Color Key

- 1 U Installed
- 1 U Ready for installation
- 1 U Built but not fully tested
- 1 U Still being built
- 1 U Not even started building

# ISC C3

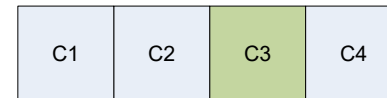
ISC LVEA Equipment Room Rack C3

Rack Orientation In LLO CER



Front of Rack

Rack Orientation In LHO CER



Front of Rack

42 U

2 U	42	D1101479	RF Patch Panel 7
2 U	41	D1101479	RF Patch Panel 8
2 U	40	D1101479	RF Patch Panel 9 (TCS)
2 U	39	D1101479	RF Patch Panel 32 (SQZ)
2 U	38	D1101479	RF Patch Panel 33 (SQZ)
2 U	37	D1101479	21.5 MHz RF Source
2 U	36	D1101479	21.5 MHz Distribution Amplifier
2 U	35	D1101479	35.5 MHz RF Source
2 U	34	D1101479	35.5 MHz Distribution Amplifier
2 U	33	D1101479	
2 U	32	D080702	80 MHz RF Source
1 U	31	D1000124	80 MHz Distribution Amplifier
1 U	30	D1000124	40 MHz Frequency Divider
2 U	29	D080702	40 MHz Distribution Amplifier
2 U	28	D080702	10 MHz Frequency Divider
1 U	27	D1000124	10 MHz Distribution Amplifier
1 U	26		
2 U	25	D080702	RF Amp Concentrator 1
1 U	24	D1000124	RF Amp Concentrator 2
1 U	23	D1002182	RF Amp Concentrator 3
1 U	22	D1000124	RF Amp Concentrator 4
1 U	21	D1100974	Timing Comparator/Frequency Counter
1 U	20	D1000124	Timing Fanout Module
1 U	19	D1000124	
1.5 U	18	D1100262	RF Multiply-By-5 (200 MHz)
1.5 U	17	D1100262	200 MHz Distribution Amplifier
1.5 U	16	D1100262	RF Divide-By-32 (6.25 MHz)
1.5 U	15	D1100262	6.25 MHz Distribution Amplifier
1.5 U	14	D1100262	RF Divide-By-2 (3.125 MHz)
1.5 U	13	D1100262	3.125 MHz Distribution Amplifier
1 U	12	D1001370	
1 U	11	D080534	
1 U	10		
1 U	9	D1600498	RF Frequency Difference (42.375 MHz)
1 U	8	D1000124	42.375 MHz Distribution Amplifier
1 U	7	D1700008	
1 U	6	D1000124	
1 U	5	D1002182	
1 U	4	D1000124	
1 U	3		
1 U	2	D1600499	
1 U	1	D1000124	

## Color Key

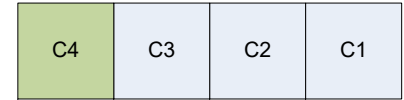
- 1 U Installed
- 1 U Ready for installation
- 1 U Built but not fully tested
- 1 U Still being built
- 1 U Not even started building

Status as of 24 July 2024

# ISC C4


ISC LVEA Equipment Room Rack C4  
42 U

Rack Orientation In LLO CER



Front of Rack

Rack Orientation In LHO CER



Front of Rack

2 U	42	D1101479	RF Patch Panel 1
2 U	41	D1101479	RF Patch Panel 2
2 U	40	D1101479	RF Patch Panel 3
2 U	39	D1101479	RF Patch Panel 4
2 U	38	D1101479	RF Patch Panel 5
2 U	37	D1101479	RF Patch Panel 6
2 U	36	D1101479	Aeroflex 2023A Diagnostics
2 U	35	D1101479	9.1 MHz RF Source
2 U	34	D1101479	9.1 MHz Distribution Amplifier
2 U	33	D1101479	9.1 MHz Harmonic Generator
2 U	32	D1101479	9.1 MHz Harmonic Power Supply
2 U	31	D1101479	18 MHz Distribution Amplifier
2 U	30	T1400516	27 MHz Distribution Amplifier
2 U	29	T1400516	36 MHz Distribution Amplifier
2 U	28	D080702	45 MHz Distribution Amplifier
2 U	27	D080702	90 MHz Distribution Amplifier
1 U	26	D1000124	135 MHz Distribution Amplifier
1 U	25		
1 U	24	T1000384	24.078 MHz RF Source
1 U	23	D1002735	24.078 MHz Distribution Amplifier
1 U	22	D1000124	71 MHz RF Source
1 U	21	D1000124	71 MHz Distribution Amplifier
1 U	20	D1000124	
1 U	19	D1000124	
1 U	18	D1000124	
1 U	17	D1000124	
1 U	16		
1 U	15		
2 U	14	D080702	RF Doubler (72.8 MHz)
1 U	13	D1000124	72.8 MHz Distribution Amplifier
1 U	12	D1000124	Fixed Ratio Frequency Source (118.3 MHz)
2 U	11	D080702	118.3 MHz Distribution Amplifier
1 U	10	D1000124	
1 U	9	D1000124	
1 U	8		
1 U	7		
1 U	6		
1 U	5		
1 U	4	D1002178	
1 U	3	D1000124	
1 U	2	D1700475	
1 U	1	D1000124	

## Color Key

- 1 U Installed
- 1 U Ready for installation
- 1 U Built but not fully tested
- 1 U Still being built
- 1 U Planned JAC