

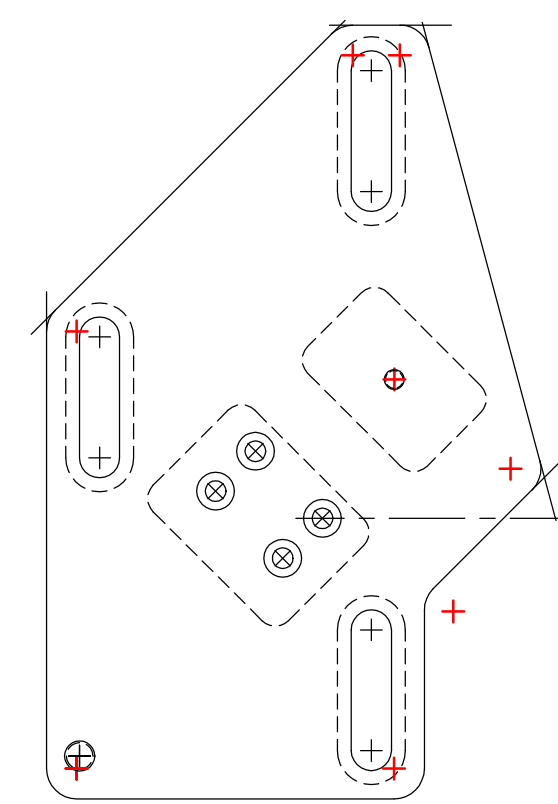
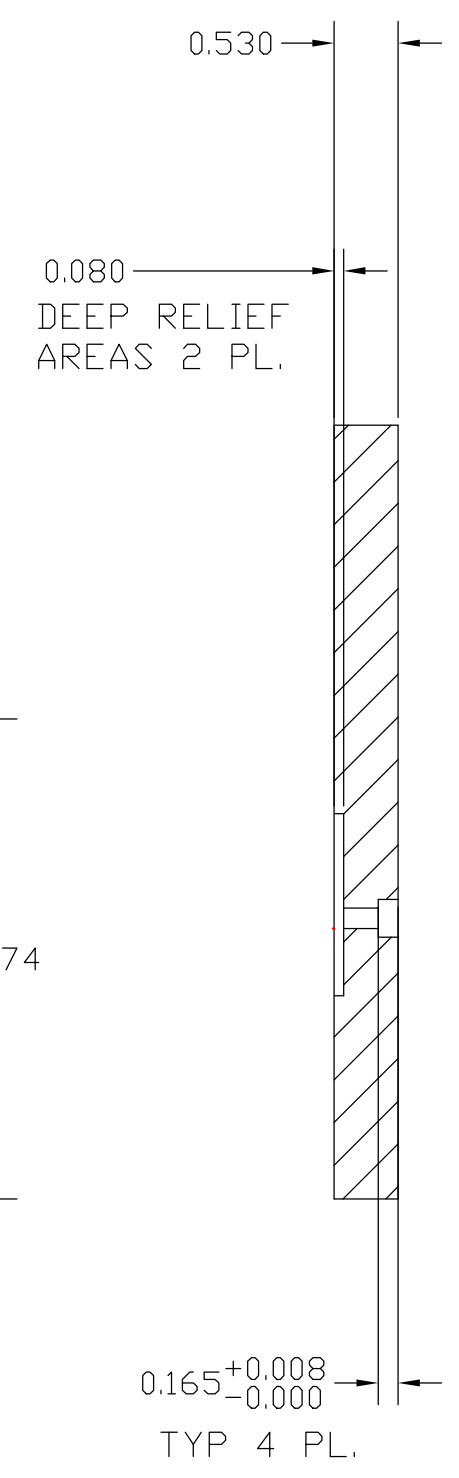
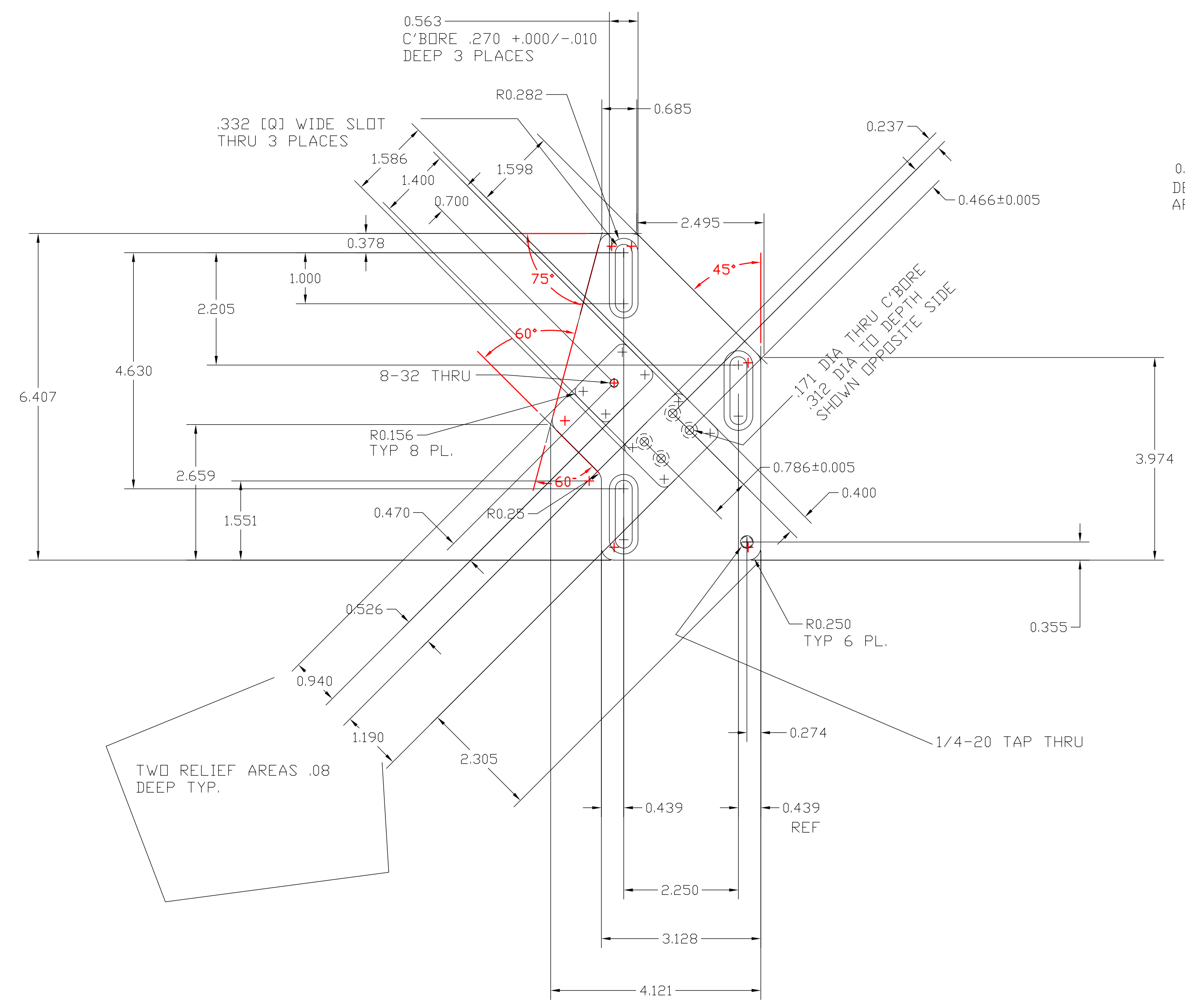
7 6 5 4 3 2 1

NOTES: (UNLESS OTHERWISE SPECIFIED)

① x

② x

DESIGNED FOR 'OPTO-SIGMA' AND 'NEWPORT' ULTIMA MOUNT TYPES
 NOTE: NEWPORT MOUNT WITH ALLEN SCREW ADJUSTERS NOT KNOBS



MAKE ONE PER ASSEMBLY

1	-	-	-	-
REF QTY	PART or DRWG No.	DESCRIPTION	MATERIAL	
PARTS and MATERIAL LIST				

<p>UNLESS OTHERWISE SPECIFIED DIMENSIONS ARE IN INCHES</p> <p>TOLERANCES: FRACTIONAL ± 1/32 TWO PLACE DECIMAL ± .01 THREE PLACE DECIMAL ± .005 ANGULAR ± 1 deg.</p> <p>MATERIAL: Alum: 6061 T-6 HEAT TREAT: TBD FINISH: None</p> <p>USED ON: XXX NEXT ASS'Y: XXX</p>				<p>ANGULAR MACH ± BEND ± FINISHED SURFACE RMS .63 BREAK CORNERS and EDGES REMOVE ALL BURRS</p>				<p>LIGO CALIFORNIA INSTITUTE OF TECHNOLOGY MASSACHUSETTS INSTITUTE OF TECHNOLOGY</p> <p>TITLE TOP MIRROR MOUNT</p> <p>Kenm 10-31-01 Kenm 8-7-01</p> <p>GAD FILE D010149-A SIZE D DWG. NO. D010149-A</p> <p>SCALE FULL SHEET</p>	
XXX	XXX	DESCRIPTION		REV		ISSUE DESCRIPTION			
DWG. NO.	REFERENCE DRAWINGS			A		A			
				00		00			
				RELEASE		E010214-00-D			
				PRE-RELEASE					
				DESCRIPTION		DCN NUMBER			
				APPR'D		CHECK			
				DRWN		DATE			

7 6 5 4 3 2 1