

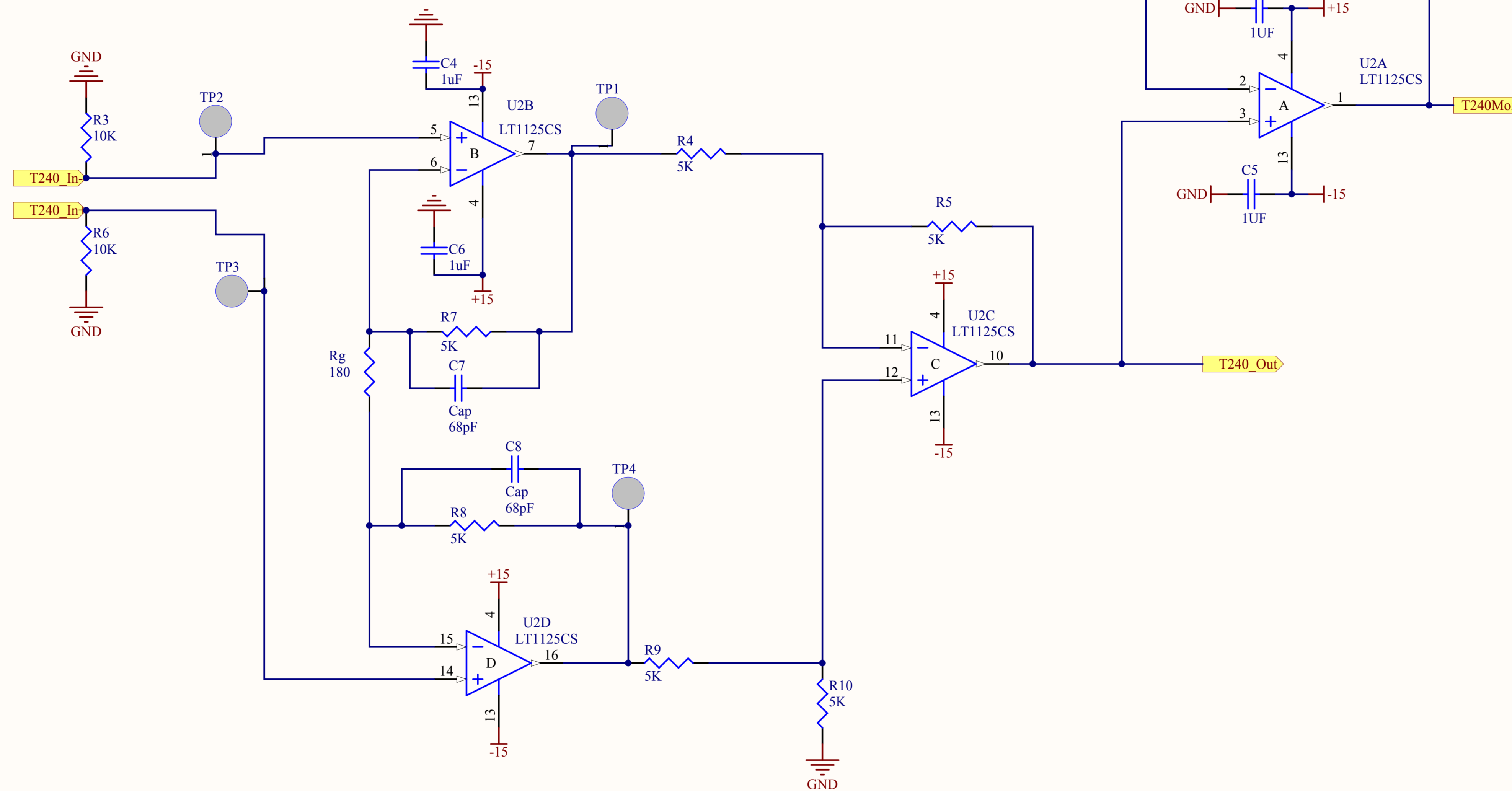
$$\text{Gain} = 1 + 2 \cdot (5\text{K} / R_g)$$

Overall gain = 110.25 per Brian Lantz's phone call 3/19/2010

Gain of this stage is 56.6 because of the x2 output gain.

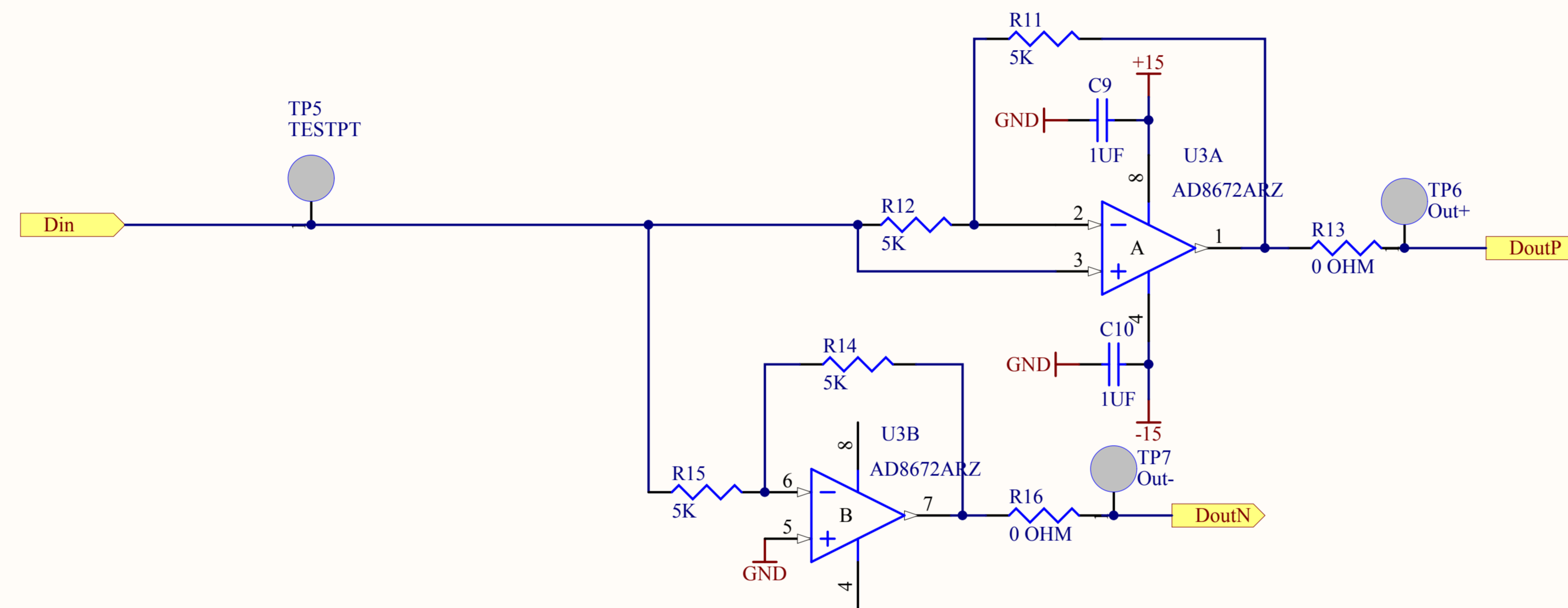
T240 Buffer Amplifier Details

T240 X, Y, Z Differential Receiver Details



Title aLIGO Trillium 240 Interface			
Size: B	DCC Number: D1000749	Ligo Project California Institute of Technology Massachusetts Institute of Technology	
Drawn by: Ben Abbott	Date: 3/29/2010	Revision: v1	
File: C:\Ben\Seismic\ISI\BSC_ISI\Trillium Interface\T240Dif.SchDoc			

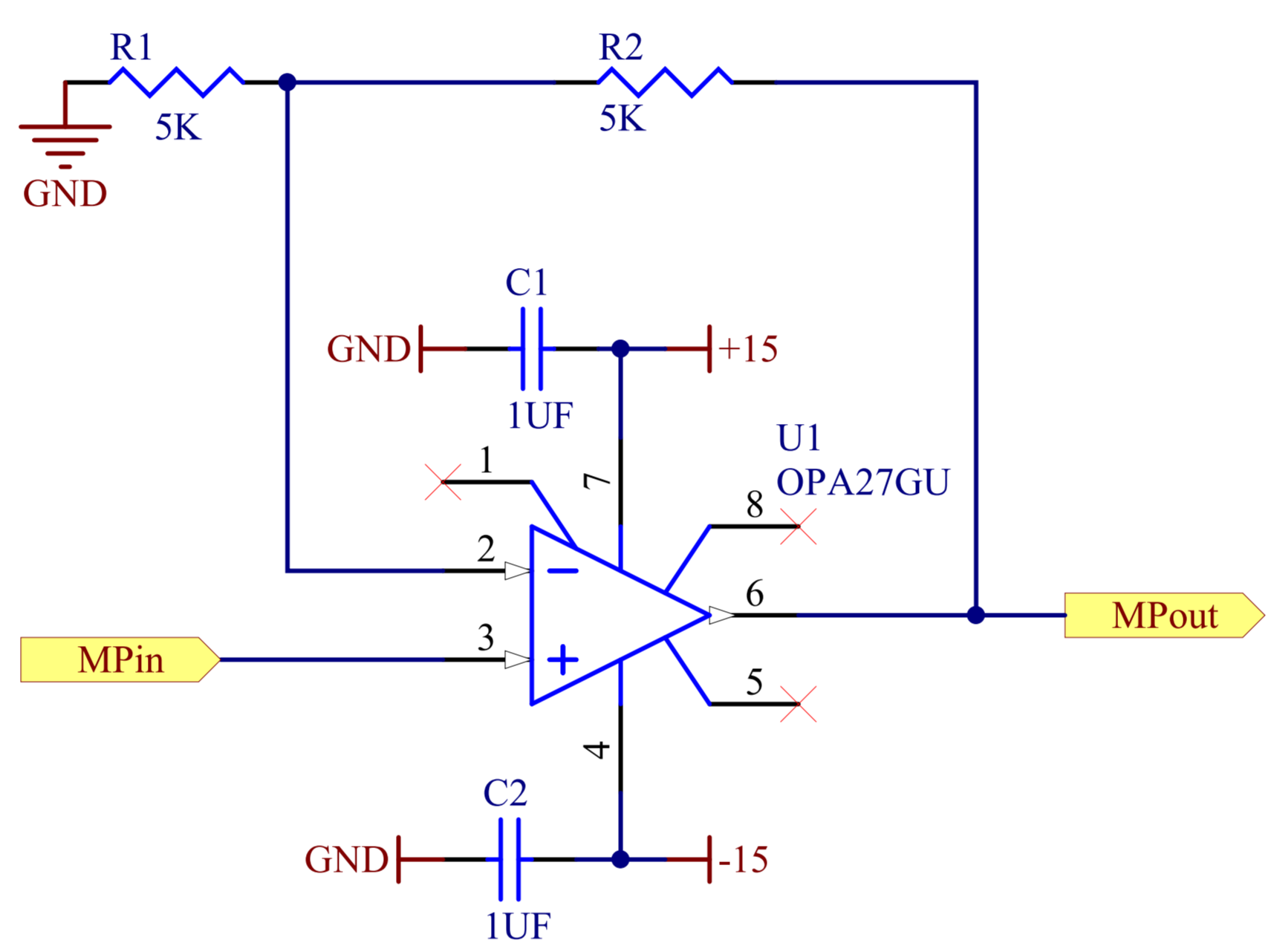
T240 Output Differential Driver Details




Title <i>aLIGO Trillium 240 Interface</i>			
Size: B	DCC Number: D1000749	<i>Ligo Project</i> <i>California Institute of Technology</i> <i>Massachusetts Institute of Technology</i>	
Drawn by: Ben Abbott	Date: 3/29/2010		
File: C:\Ben\Seismic\ISI\BSC_ISI\Trillium Interface\T240Drv.SchDoc			Time: 4:03:06 PM Sheet 3 of 4



T240 G=2 Amplifier Details



Title <i>aLIGO Trillium 240 Interface</i>			
Size: A	DCC Number: D1000749		<i>Ligo Project</i> <i>California Institute of Technology</i> <i>Massachusetts Institute of Technology</i> 
Drawn by: Ben Abbott	Date: 3/29/2010	Revision: v1	
File: C:\Ben\Seismic\ISI\BSC_ISI\Trillium Interface\T240Buf.SchDoc			Time: 4:03:06 PM Sheet 4 of 4