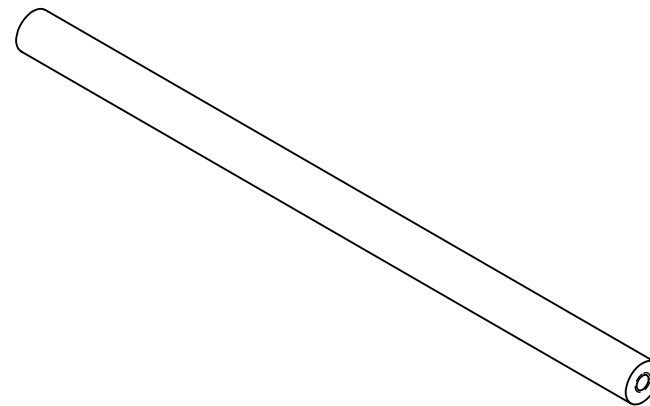


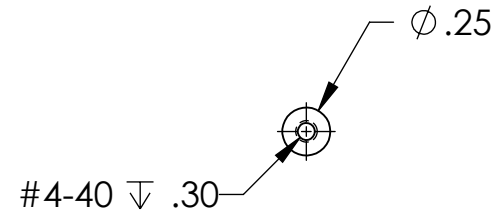

NOTES CONTINUED:

- 5. SCRIBE, ENGRAVE, LASER MARK OR MECHANICALLY STAMP (NO DYES OR INKS) A UNIQUE THREE DIGIT SERIAL NUMBER & REVISION NUMBER ON EACH PART. SERIAL NUMBERS START AT 001 FOR THE FIRST ARTICLE AND PROCEED CONSECUTIVELY. BAG AND TAG PARTS WITH THEIR DRAWING PART NUMBER, REVISION, VARIANT OR "TYPE" (IF APPLICABLE), AND QUANTITY, IF PARTS ARE TOO SMALL TO SCRIBE, BAGGING AND TAGGING ALONE IS SUFFICIENT.  
EXAMPLE (PART): 001-v1  
EXAMPLE (TAG): DXXXXXX-VY, TYPE-XX, QTY: TBD
- 6. APPROXIMATE WEIGHT = 4.65 grams.
- 7. MACHINE ALL SURFACES TO REMOVE OXIDES AND MILL FINISH. USE OF ABRASIVE REMOVAL TECHNIQUES IS NOT ALLOWED. REFER TO LIGO-E0900364
- 8. ALL MATERIAL IS TO BE VIRGIN MATERIAL (i.e. NO WELD REPAIRS, PLUGS OR RECYCLED MATERIAL). NO REPAIRS SHALL BE MADE UNLESS APPROVED IN ADVANCE, AND IN WRITING, BY LIGO LABORATORY. REFER TO LIGO-E0900364.

REV.	DATE	DCN #	DRAWING TREE #
v1	E1101054	24 OCT 2011	E0900353
-	-	-	-
-	-	-	-



ISOMETRIC VIEW



BOTH SIDES

NOTES AND TOLERANCES: (UNLESS OTHERWISE SPECIFIED)

DIMENSIONS ARE IN INCHES

TOLERANCES:

.XX ± .01  
.XXX ± .005

ANGULAR ± 0.5°

- 1. INTERPRET DRAWING PER ASME Y14.5-1994.
- 2. REMOVE ALL SHARP EDGES .005-.015. FOR MACHINED PARTS. ROUND ALL EDGES APPROXIMATELY R.02 FOR SHEET METAL PARTS.
- 3. DO NOT SCALE FROM DRAWING.
- 4. ALL MACHINING FLUIDS MUST BE FULLY SYNTHETIC, FULLY WATER SOLUBLE AND FREE OF SULFUR, SILICONE, AND CHLORINE.

MATERIAL PFA440 HP (PRESHRUNK)

FINISH N/A μinch



SYSTEM ADVANCED LIGO

SUB-SYSTEM SUS

NEXT ASSY D1100394

PART NAME

SUPPORT CYLINDER

DESIGNER	D. BRIDGES	13 NOV 2009
DRAFTER	B. MOORE	06 DEC 2011
CHECKER	D. BRIDGES	06 DEC 2011
APPROVAL		

SIZE DWG. NO. A D0902719

REV. v1

SCALE: 1:1 PROJECTION: SHEET 1 OF 1