

NOTES CONTINUED:

⑤ SCRIBE, ENGRAVE (A VIBRATORY TOOL MAY BE USED), LASER MARK (NO INKS OR DYES) DRAWING PART NUMBER, REVISION (AND VARIANT OR TYPE IF APPLICABLE) ON NOTED SURFACE OF PART FOLLOWED ON THE NEXT LINE WITH A THREE DIGIT SERIAL NUMBER. SERIAL NUMBERS START AT 001 FOR THE FIRST ARTICLE AND PROCEED CONSECUTIVELY. USE MINIMUM 0.12" HIGH CHARACTERS, UNLESS THE SIZE OF THE PART DICTATES SMALLER CHARACTERS. EXAMPLE: DXXXXXX-VY, TYPE-XX, S/N XXX. DO NOT APPLY MARK ON SUPER #8 SIDE

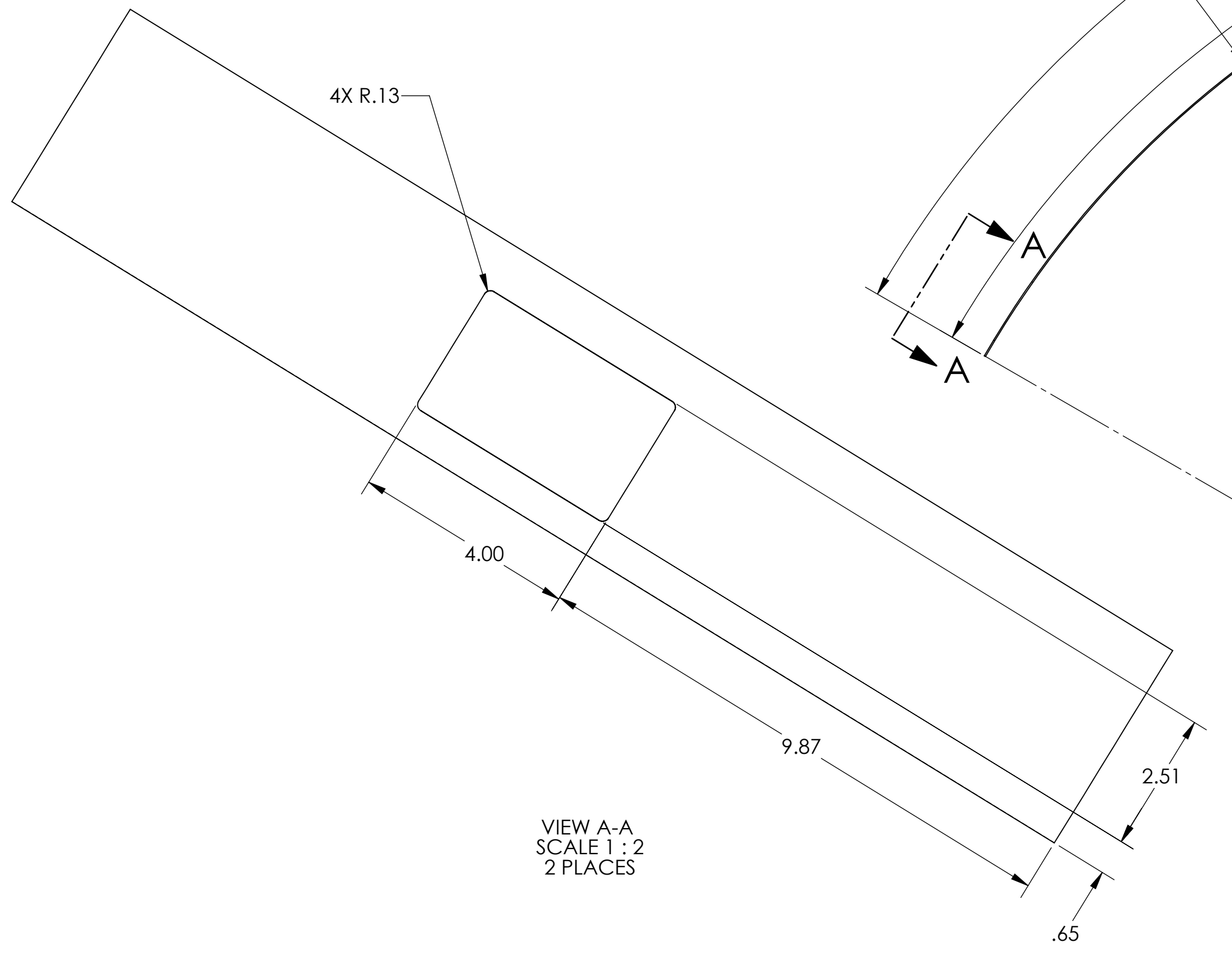
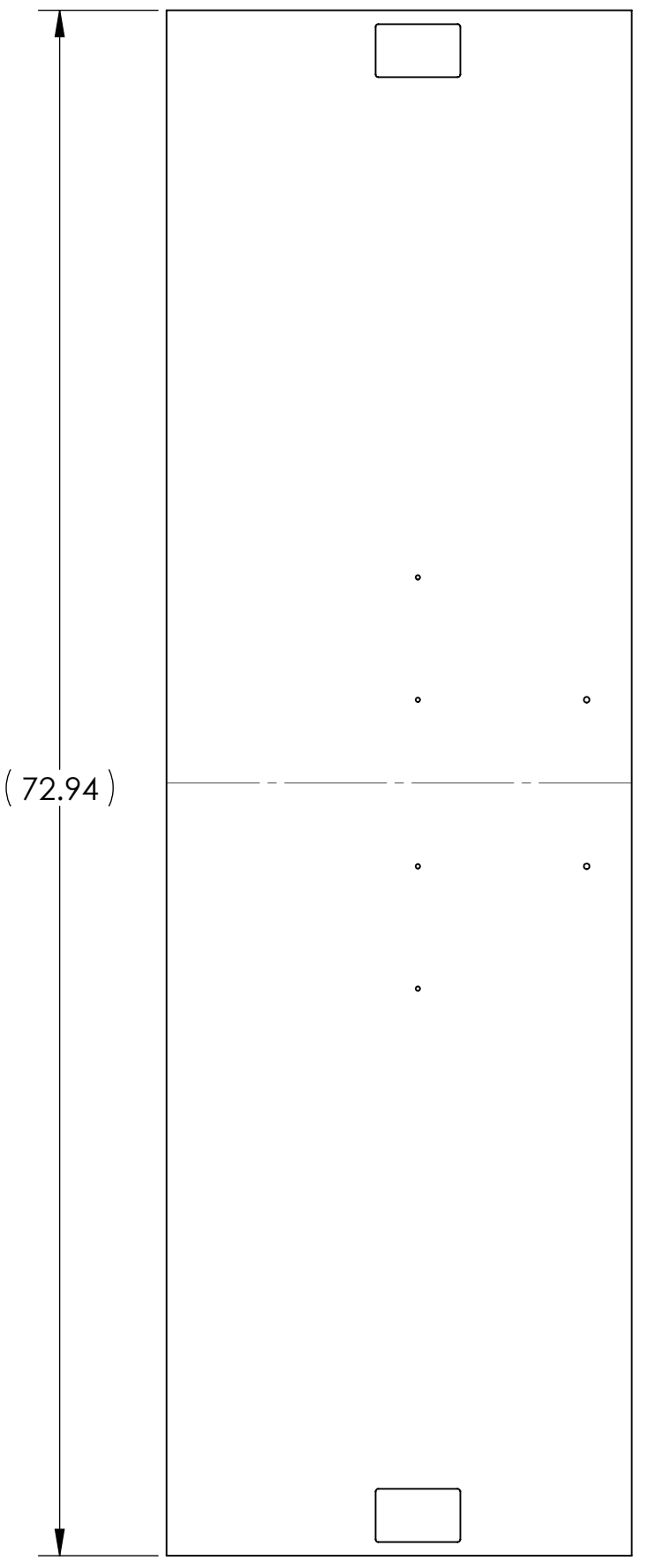
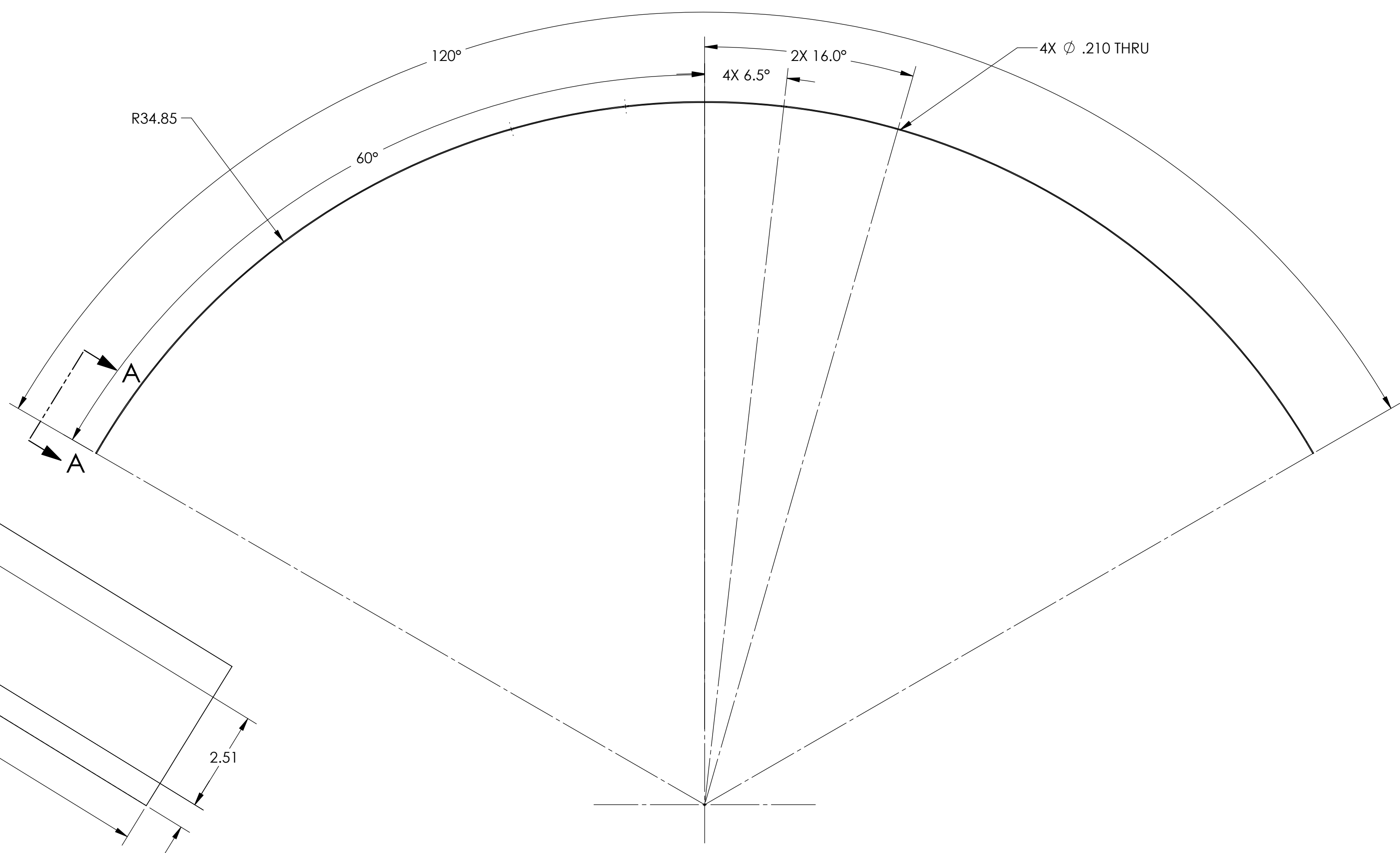
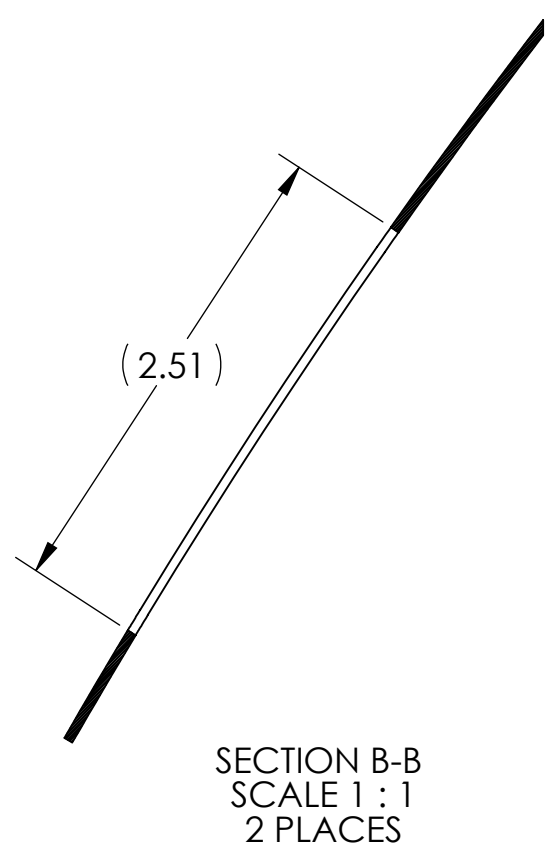
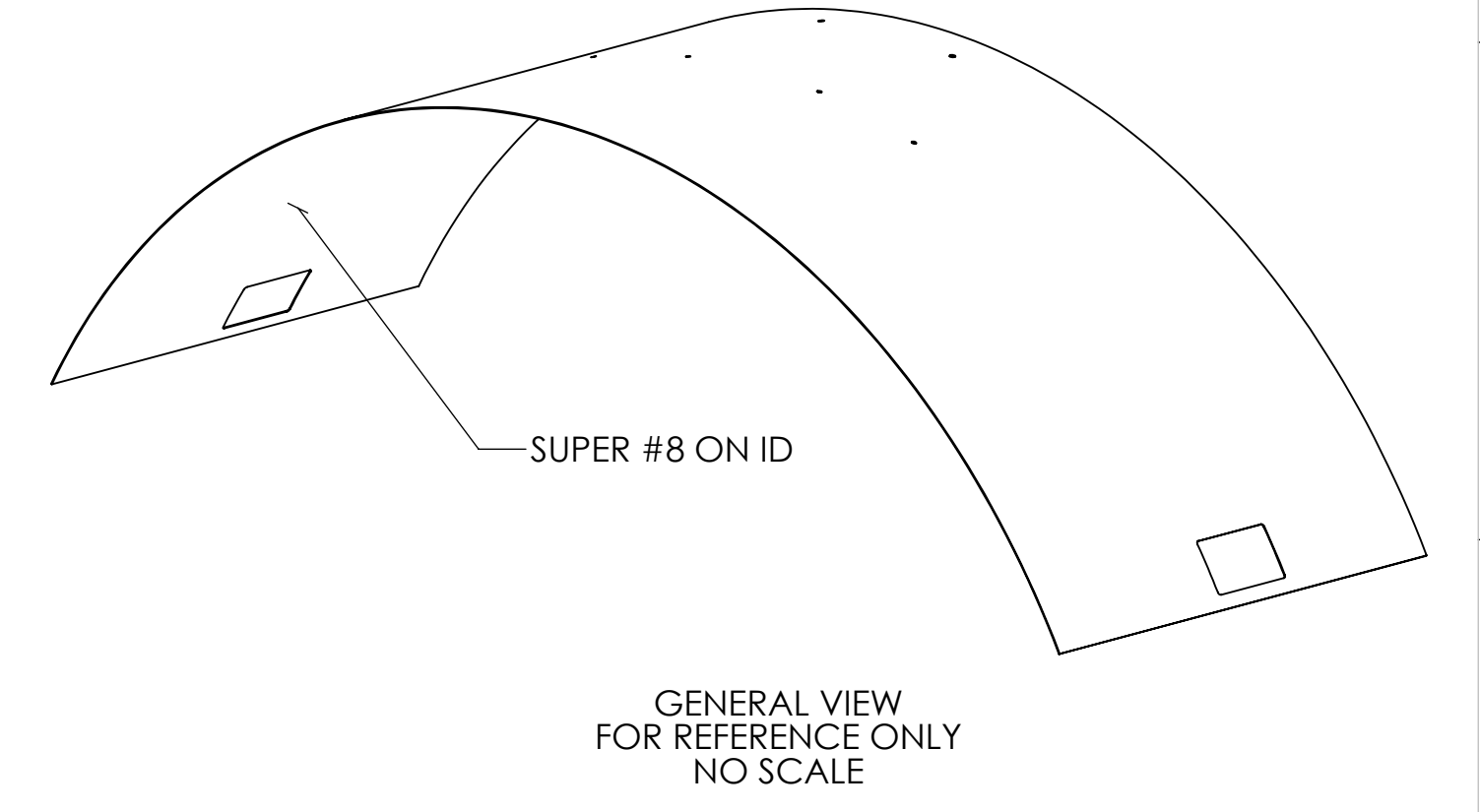
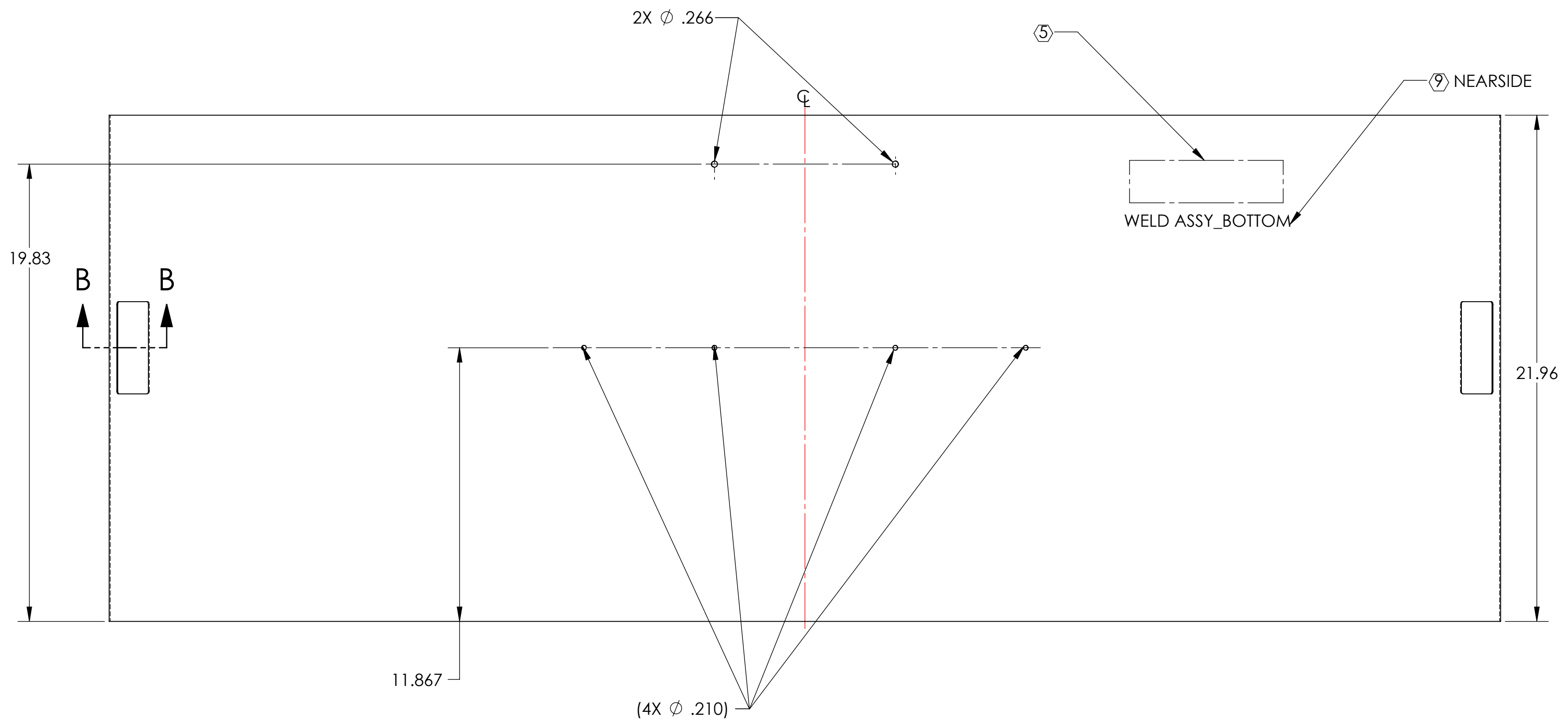
6. ALL PARTS SHALL BE MANUFACTURED IN ACCORDANCE WITH LIGO SPECIFICATION E0900364.

7. ALL MATERIAL IS TO BE VIRGIN MATERIAL (i.e. NO WELD REPAIRS, PLUGS OR RECYCLED MATERIAL), NO REPAIRS SHALL BE MADE UNLESS APPROVED IN ADVANCE, AND IN WRITING, BY LIGO LABORATORY. REFER TO LIGO-E0900364.

⑧ SURFACE FINISH TO BE AS-PROCESSED FROM MILL/SUPPLIER, FREE FROM SCRATCHES OR GOUGES.

⑨ SCRIBE, ENGRAVE (A VIBRATORY TOOL MAY BE USED), LASER MARK (NO INKS OR DYES) LETTERS AS SHOWN. DO NOT APPLY MARK ON SUPER #8 SIDE

REV.	DATE	DCN #	DRAWING TREE #
v1	30 SEP 2010	E1000360	E1000085
v2	9 MAY 2011	E1000360-v2	-
v3	13 SEP 2011	E1000360-v3	-



NOTES AND TOLERANCES: (UNLESS OTHERWISE SPECIFIED)

- INTERPRET DRAWING PER ASME Y14.5-1994.
- REMOVE ALL SHARP EDGES .005-.015 ON ALL EDGES AND HOLES.
- DO NOT SCALE FROM DRAWING.
- ALL MACHINING FLUIDS MUST BE FULLY SYNTHETIC, FULLY WATER SOLUBLE AND FREE OF SULFUR, SILICONE, AND CHLORINE.

DIMENSIONS ARE IN INCHES

TOLERANCES:
.XX ± .03
.XXX ± .010

ANGULAR ± 0.1°

MATERIAL	18 GAUGE 304 SSSL	FINISH	⑧ SUPER #8
-----------------	-------------------	---------------	------------

CALIFORNIA INSTITUTE OF TECHNOLOGY
LIGO MASSACHUSETTS INSTITUTE OF TECHNOLOGY

SYSTEM	ADVANCED LIGO	SUB-SYSTEM	AOS
NEXT ASSY	D0902655, D1003229, D1003184		

PART NAME				RADIAL SEGMENT, BOTTOM			
DESIGNER	H. Kellman	28 SEPT 2010	SIZE	DWG. NO.	REV.		
DRAFTER	TG. NGUYEN	16 AUG 2010	D	D0902620	v3		
CHECKER	M. SMITH	27 JUL 2011	APPROVAL	D. COYNE	SCALE: 1:4	PROJECTION:	SHEET 1 OF 1

D0902620.dwg; Montfield_Coyne_Balluff_Radial Segment1 Bottom; PART PDM REV: X.003; DRAWING PDM REV: X.028