

4

3

2

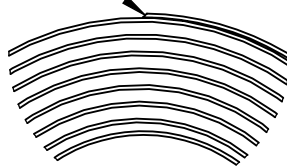
1

NOTES CONTINUED:

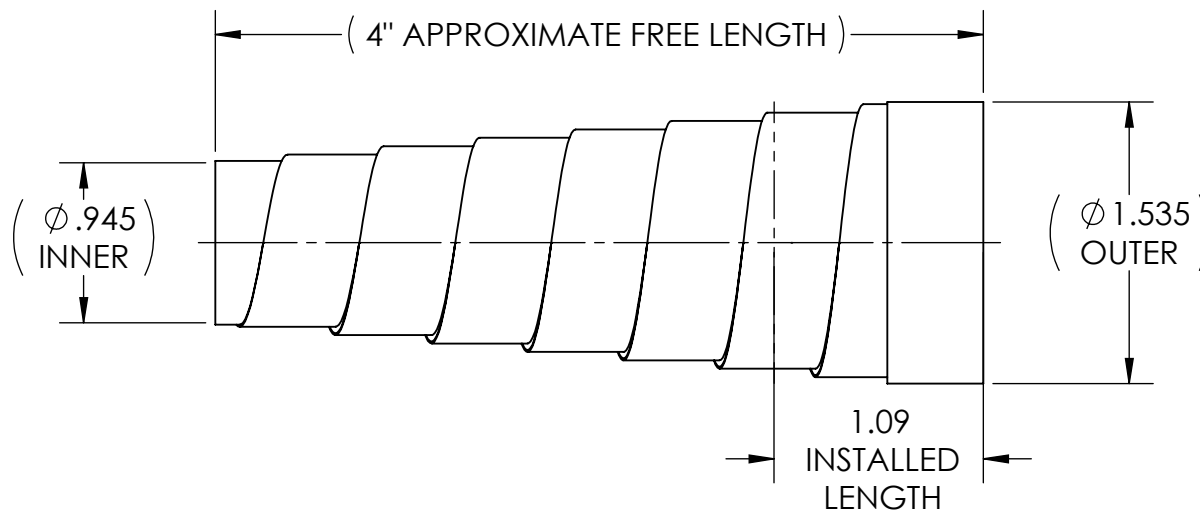
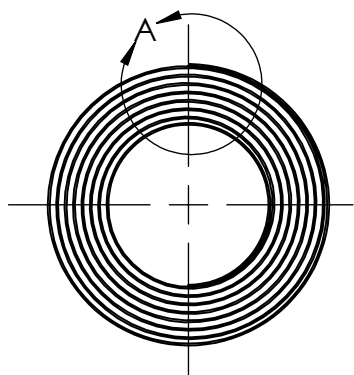
Ⓢ BAG ALL ITEMS AND MARK OR TAG EACH BAG WITH DRAWING NUMBER, REVISION, AND QUANTITY. EXAMPLE: DXXXXXX-VY, QTY: TBD

REV.	DATE	DCN #	DRAWING TREE #
V1	26 OCT 2009	E0900383	

BLEND EDGE 45° AND REMOVE BURRS



DETAIL A SCALE 2 : 1



MATERIAL:
CENTRY COVER P/N CC-025-0050-013-DE

SUPPLIER:
CENTRYCO
P.O. BOX 250
BURLINGTON, NJ 08016
PH: (800)257-9537, (609)386-6448
FAX: (609)386-6739

SPECIFICATION CONTROL DRAWING

NOTES AND TOLERANCES: (UNLESS OTHERWISE SPECIFIED)

DIMENSIONS ARE IN INCHES

TOLERANCES:
.XX ± .01
.XXX ± .005

ANGULAR ± 0.5°

1. INTERPRET DRAWING PER ASME Y14.5-1994.
2. REMOVE ALL SHARP EDGES, R.02 MIN.
3. DO NOT SCALE FROM DRAWING.
4. ALL MACHINING FLUIDS MUST BE FULLY SYNTHETIC, FULLY WATER SOLUBLE AND FREE OF SULFUR, SILICONE, AND CHLORINE.

MATERIAL 301 SSSL FINISH μinch



SYSTEM ADVANCED LIGO SUB-SYSTEM SUS

NEXT ASSY D0902001

PART NAME COVER, CENTRYCO CC-22-025-0050-013-DAE

DESIGNER	1 OCT 2009	SIZE	DWG. NO.	REV.
DRAFTER	K. BUCKLAND 29 OCT 2009	A	D0902490	v1
CHECKER	K. MAILAND 30 OCT 2009	SCALE: 1:1	PROJECTION:	SHEET 1 OF 1
APPROVAL	C. TORRIE 30 OCT 2009			

4

3

2

1