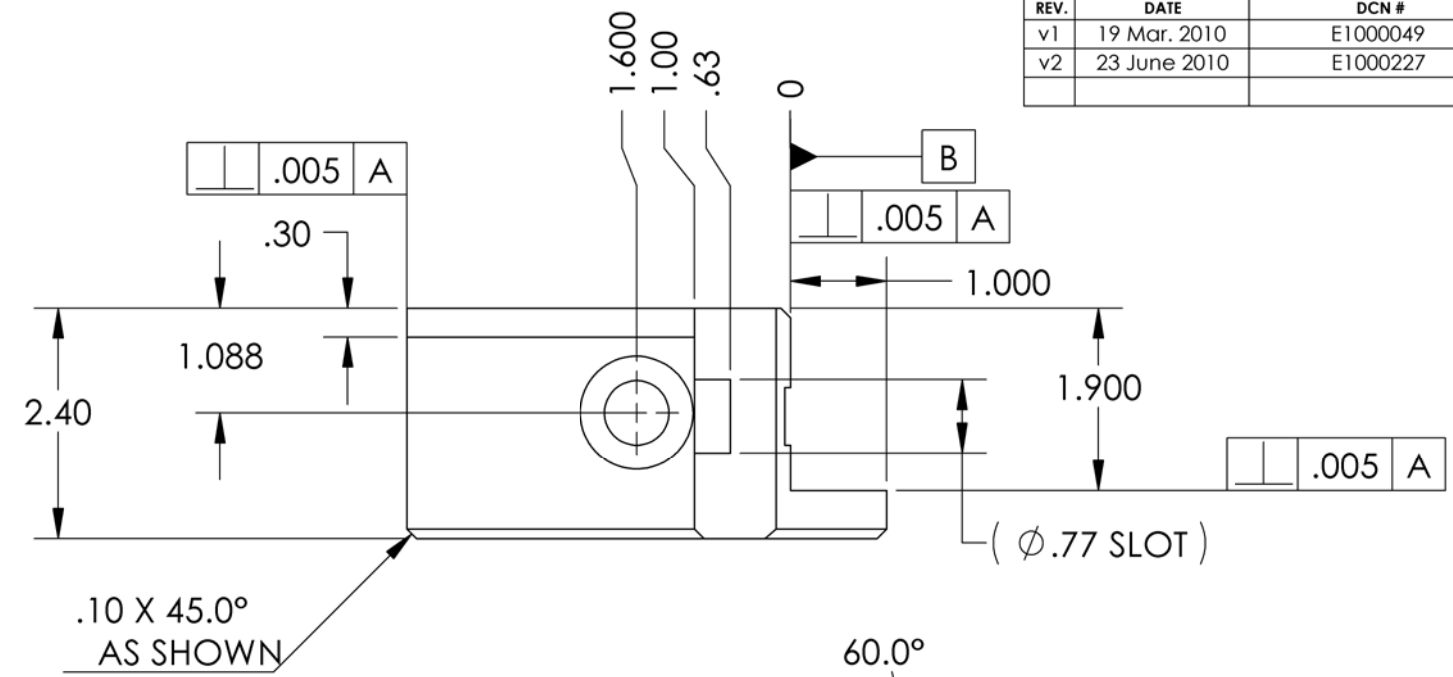
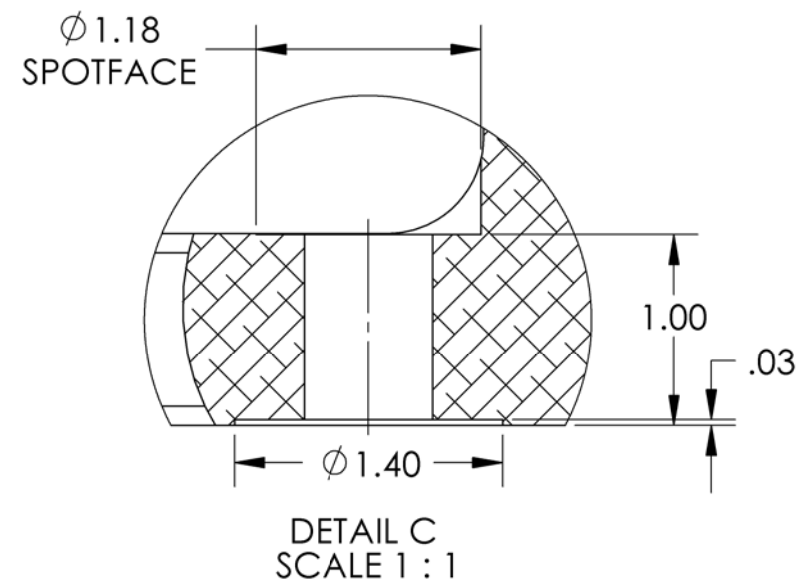



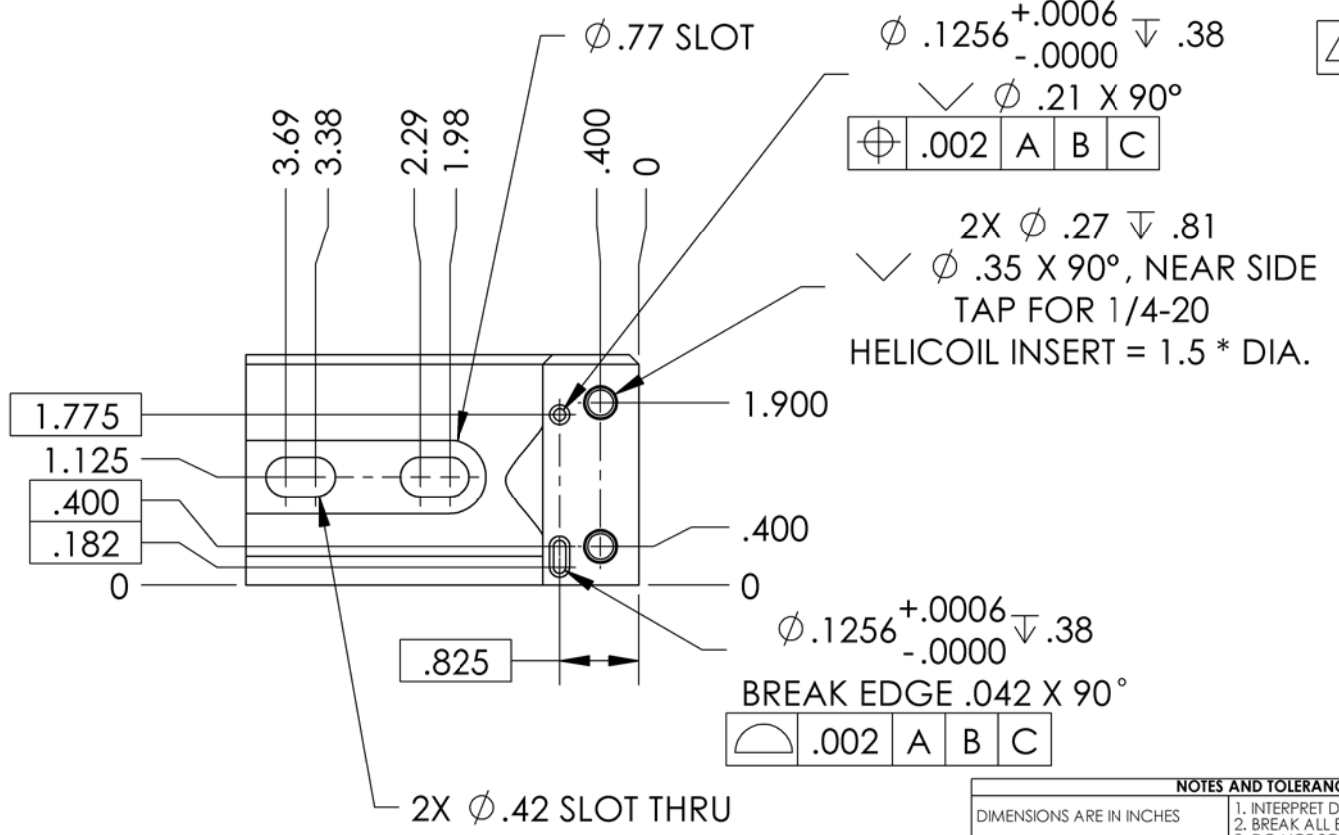
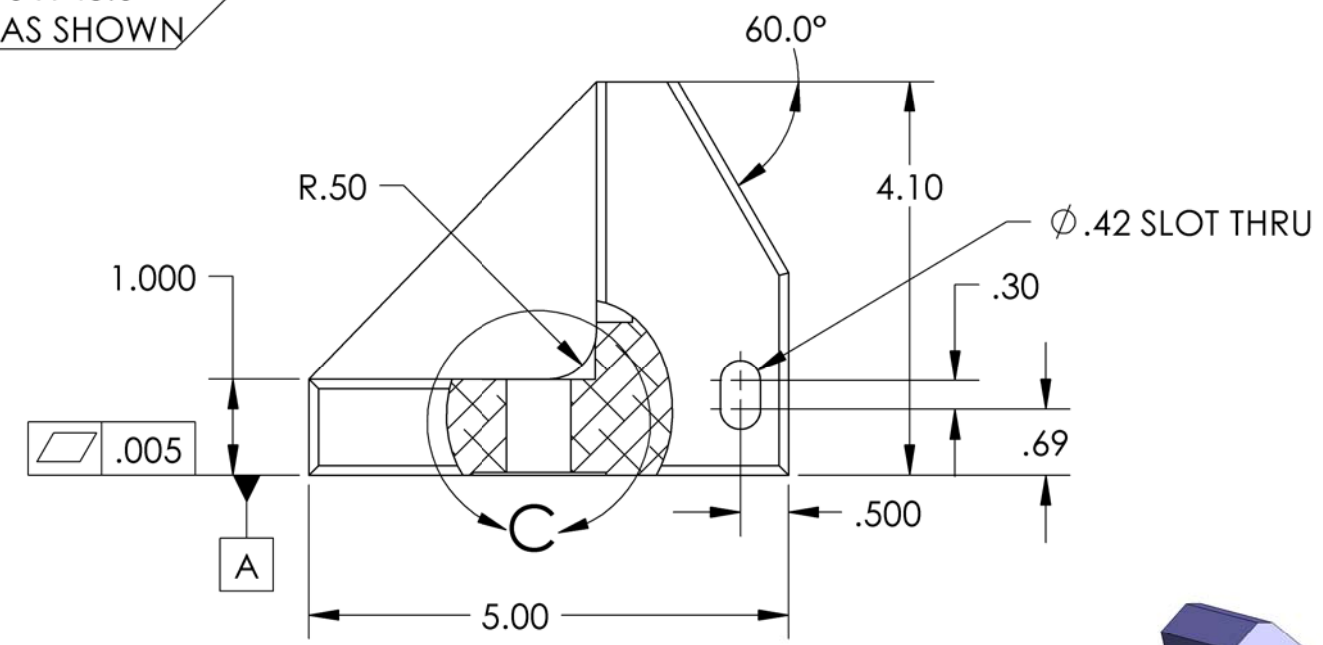
D0902162- Small Horizontal Actuator Slide Bracket, PART PDM REV: X-015, DRAWING PDM REV: X-004

NOTES CONTINUED:
 5. SCRIBE, ENGRAVE, OR MECHANICALLY STAMP (NO INKS OR DYES) DRAWING PART NUMBER, REVISION (AND VARIANT OR "TYPE" IF APPLICABLE ON NOTED SURFACE OF PART FOLLOWED ON THE NEXT LINE WITH A THREE DIGIT SERIAL NUMBER. SERIAL NUMBERS START AT 001 FOR THE FIRST ARTICLE AND PROCEED CONSECUTIVELY. USE MINIMUM 0.12 HIGH CHARACTERS, UNLESS THE SIZE OF THE PART DICTATES SMALLER CHARACTERS. A VIBRATORY TOOL MAY BE USED.
 EXAMPLE DXXXXXX-VY, TYPE-XX, S/N XXX.
 6. APPROXIMATE WEIGHT = 0.799 LB.
 7. MACHINE ALL SURFACES TO REMOVE OXIDES AND MILL FINISH. USE OF ABRASIVE REMOVAL TECHNIQUES IS NOT ALLOWED.
 8. ALL PARTS SHALL BE MANUFACTURED IN ACCORDANCE WITH LIGO SPECIFICATION E0900364.

REV.	DATE	DCN #	DRAWING TREE #
v1	19 Mar. 2010	E1000049	E1000025
v2	23 June 2010	E1000227	E1000025



.10 X 45.0°
AS SHOWN



NOTES AND TOLERANCES: (UNLESS OTHERWISE SPECIFIED)				LIGO CALIFORNIA INSTITUTE OF TECHNOLOGY MASSACHUSETTS INSTITUTE OF TECHNOLOGY		PART NAME	
1. INTERPRET DRAWING PER ASME Y14.5-1994. 2. BREAK ALL EDGES AND CORNERS .03 X 45°. 3. DO NOT SCALE FROM DRAWING. 4. ALL MACHINING FLUIDS MUST BE FULLY SYNTHETIC, FULLY WATER SOLUBLE AND FREE OF SULFUR, SILICONE, AND CHLORINE.				SYSTEM ADVANCED LIGO		SUB-SYSTEM SEI	
DIMENSIONS ARE IN INCHES TOLERANCES: .XX ± .015 .XXX ± .005 ANGULAR ± .5°				MATERIAL 6061-T6 Al		FINISH 63 μinch	
NEXT ASSY D0902530				DESIGNER S.BARNUM 19 Mar. 2010		DRAFTER M.HILLARD 19 Mar. 2010	
CHECKER F.MATICHARD 19 Mar. 2010				APPROVAL K.MASON 19 Mar. 2010		PART NAME SMALL HORIZONTAL ACTUATOR SLIDE BRACKET, LIGO BSC ISI	
SIZE DWG. NO. B D0902162				REV. v2		SCALE: 1:2 PROJECTION: SHEET 1 OF 1	