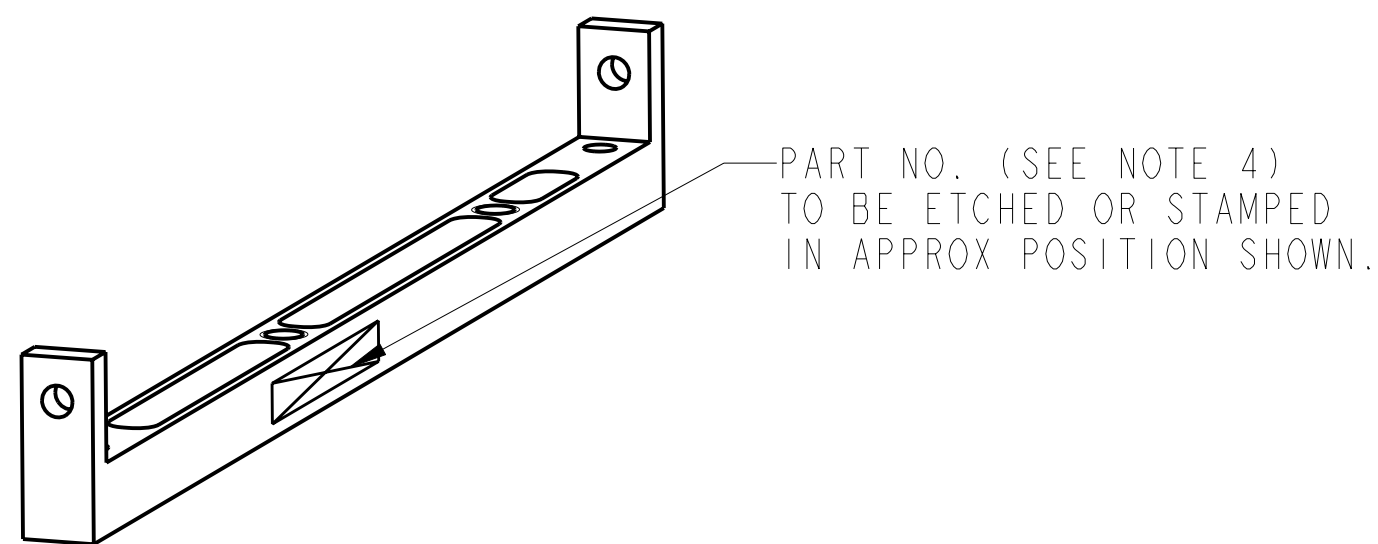
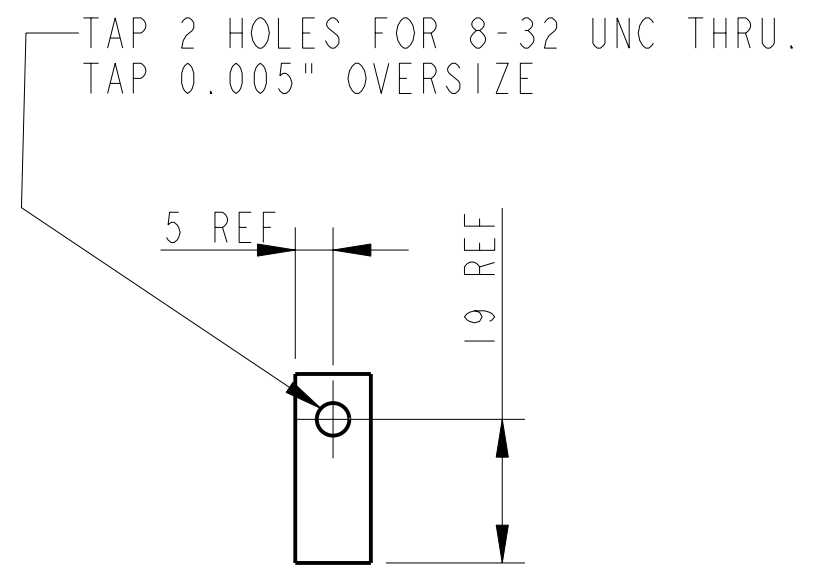
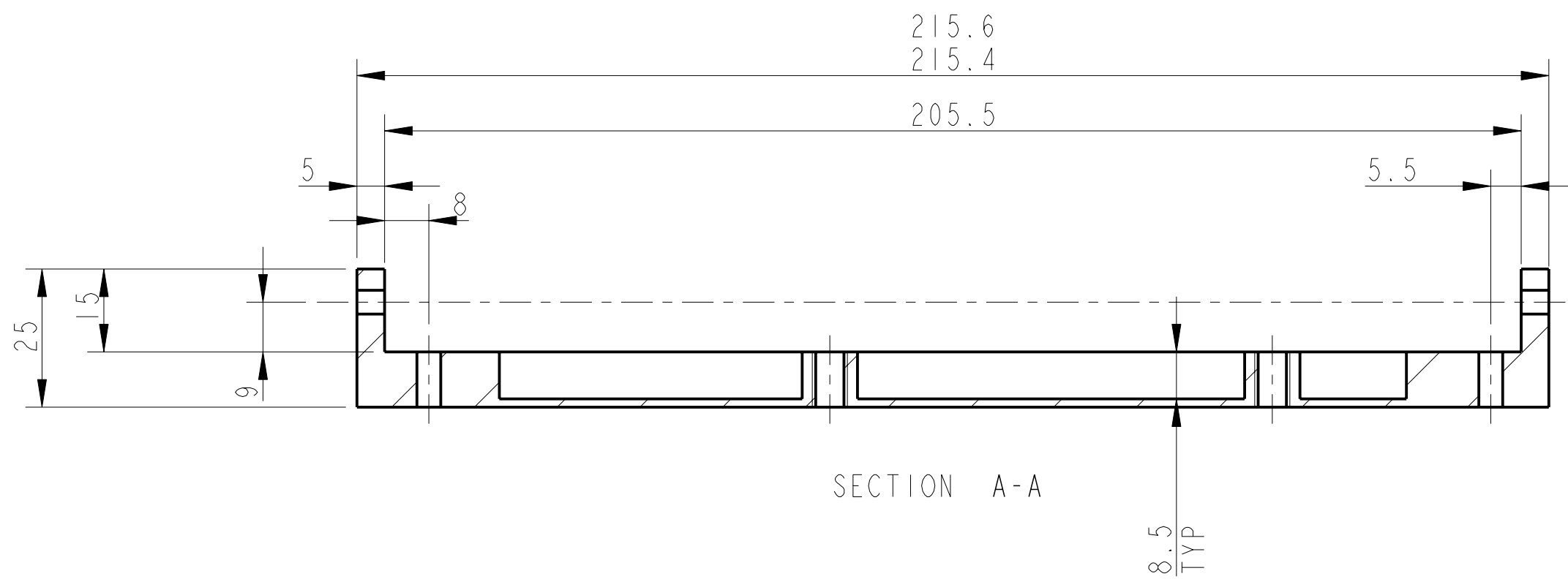
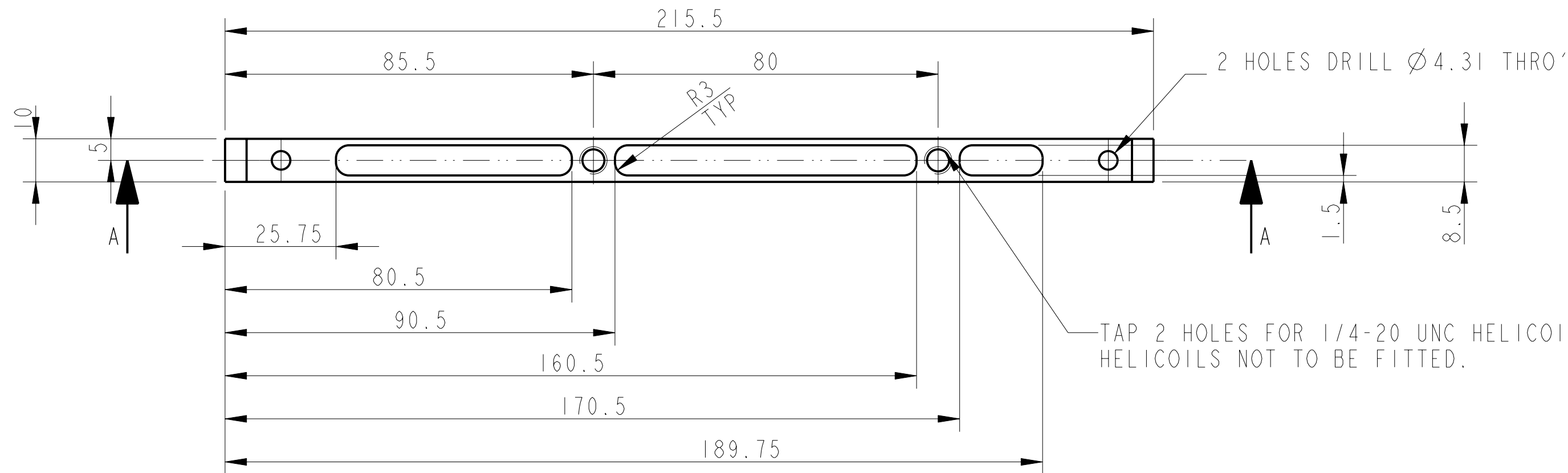


REV.	DATE	DCN #	DRAWING TREE #
A	30-OCT-06	E060260-00	
B	21/DEC/07	E060260-B	
D	22/JULY/08	E080372	



NOTES: (UNLESS OTHERWISE SPECIFIED)

- REMOVE ALL SHARP EDGES, R.02 MIN.
- DO NOT SCALE FROM DRAWING.
- ALL MACHINING FLUIDS SHALL BE WATER SOLUBLE AND FREE OF SULFUR, CHLORINE AND SILICONE, SUCH AS CINCINNATI MILACRON'S CIMTECH 410 (STAINLESS STEEL).
- SCRIBE, ENGRAVE OR STAMP DRAWING PART NUMBER ON NOTED SURFACE OF PART AND A THREE DIGIT SERIAL NUMBER. SERIAL NUMBERS START AT 001 FOR THE FIRST PART AND PROCEED CONSECUTIVELY. USE .07" HIGH CHARACTERS. EXAMPLE: D020188-001. A VIBRATORY TOOL MAY BE USED.

DIMENSIONS ARE IN mm [INCHES] TOLERANCES:
X.XX ± mm [INCHES]
ANGULAR ±0.25°

MATERIAL: AL ALLOY 5083 H4 OR 6061

FINISH: CLEAN Ra = 1.6

NAME	DATE
DRAWN NJS/FEL	11JUN08
CHECKED AJB	9JUN08
APPROVED AJB	22/JULY/08

PART NAME: EARTHQUAKE-STOP MOUNTS-LONG
LOWER STRUCTURE

SCALE: 1:1 PROJECTION: DRG. NO. D060475