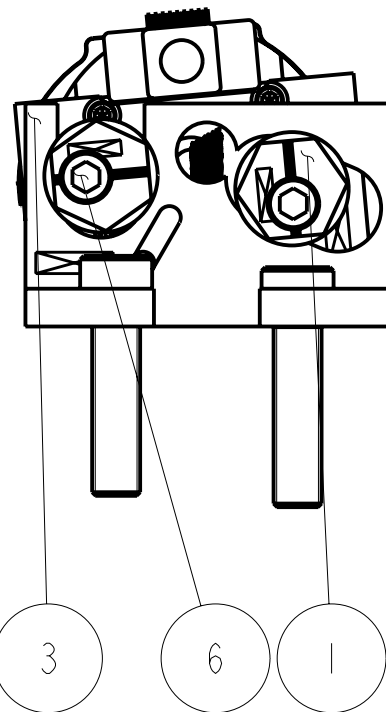
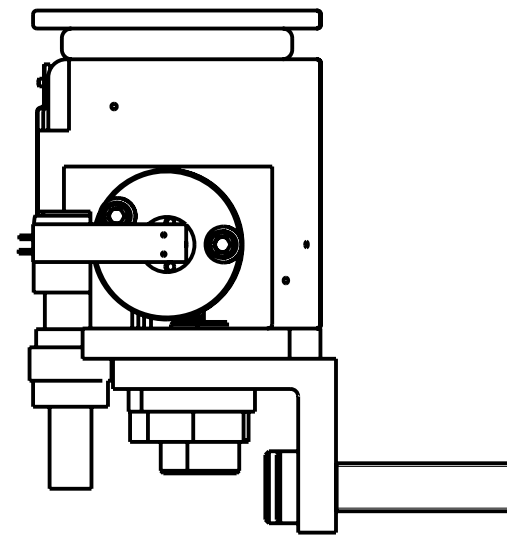
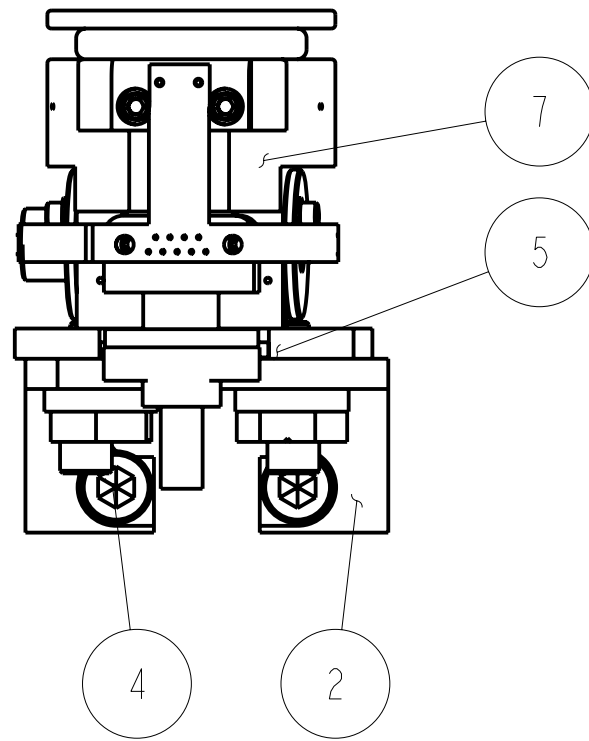


REV.	DATE	DCN #	DRAWING TREE #
A	18/OCT/06	E060247	.
B	19/DEC/07	E060247-B	.
J	21/JULY/08	E080371	.



ITEM	QTY	SPARE	TOTAL	PART NUMBER	DESCRIPTION	MATERIALS
1	2			D060336	2MM CAM; OSEM ADJUSTER	PH BRONZE: -----
2	1			D060388	BRACKET; UI MASS OSEM MOUNT	AL ALLOY: 5083 OR 6061
3	1			D060389	ADJUSTER; UI MASS OSEM MOUNT	AL ALLOY: 5083 OR 6061
4	2				1/4" 20 UNC X 1" CAP HEAD; .	ST STEEL: 316
5	4				2-56 UNC X .375" CAP HEAD; .	ST STEEL: 316
6	2				8-32 UNC X 0.625" CAP HEAD; .	ST STEEL: 316
7	1				OSEM CORE; B'HAM TO SUPPLY	

PARTS LIST

NOTES: (UNLESS OTHERWISE SPECIFIED)

- REMOVE ALL SHARP EDGES, R.02 MIN.
- DO NOT SCALE FROM DRAWING.
- ALL MACHINING FLUIDS SHALL BE WATER SOLUBLE AND FREE OF SULFUR, CHLORINE AND SILICONE, SUCH AS CINCINNATI MILACRON'S CIMTECH 410 (STAINLESS STEEL)
- SCRIBE, ENGRAVE OR STAMP DRAWING PART NUMBER ON NOTED SURFACE OF PART AND A THREE DIGIT SERIAL NUMBER. SERIAL NUMBERS START AT 001 FOR THE FIRST PART AND PROCEED CONSECUTIVELY. USE .07" HIGH CHARACTERS. EXAMPLE: D020188- 001. A VIBRATORY TOOL MAY BE USED.

DIMENSIONS ARE IN mm [INCHES]  
TOLERANCES:  
X.XX ±0.2 mm  
ANGULAR ±0.25 °

MATERIAL: SEE ITEMS LIST  
FINISH: CLEAN  
√μm [μin] Ra = -----

	NAME	DATE
DRAWN	J O'DELL	18/JUN/07
CHECKED	AJB	10JUNE08
APPROVED	AJB	21/JULY/08

CALIFORNIA INSTITUTE OF TECHNOLOGY  
MASSACHUSETTS INSTITUTE OF TECHNOLOGY  
IGR, GLASGOW UNIVERSITY GEO 600 GROUP  
RUTHERFORD APPLETON LABORATORIES

SYSTEM **ADVANCED LIGO**

SUB-SYSTEM **SUS**

NEXT ASSY **QUAD N-PTYPE UI MASS**

PART NAME **UI MASS OSEM MOUNT**

SIZE **B** DRG. NO. **D060387** REV **J**

SCALE 1:1 PROJECTION: SHEET 1 OF 1