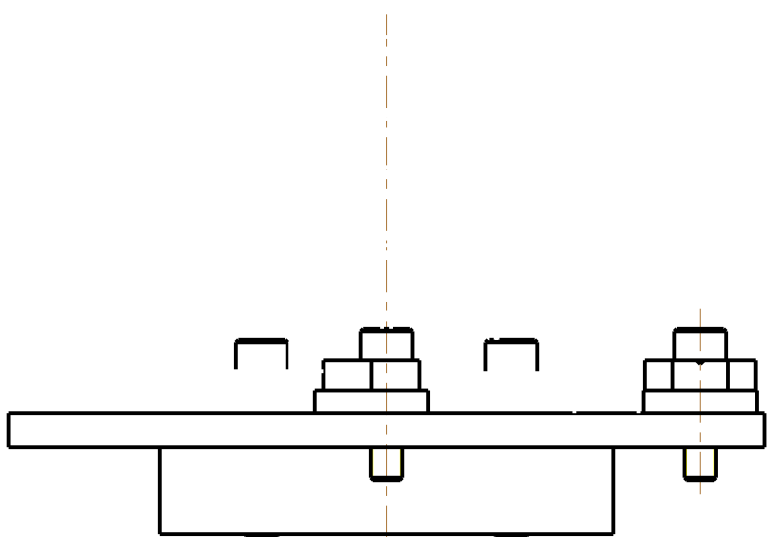
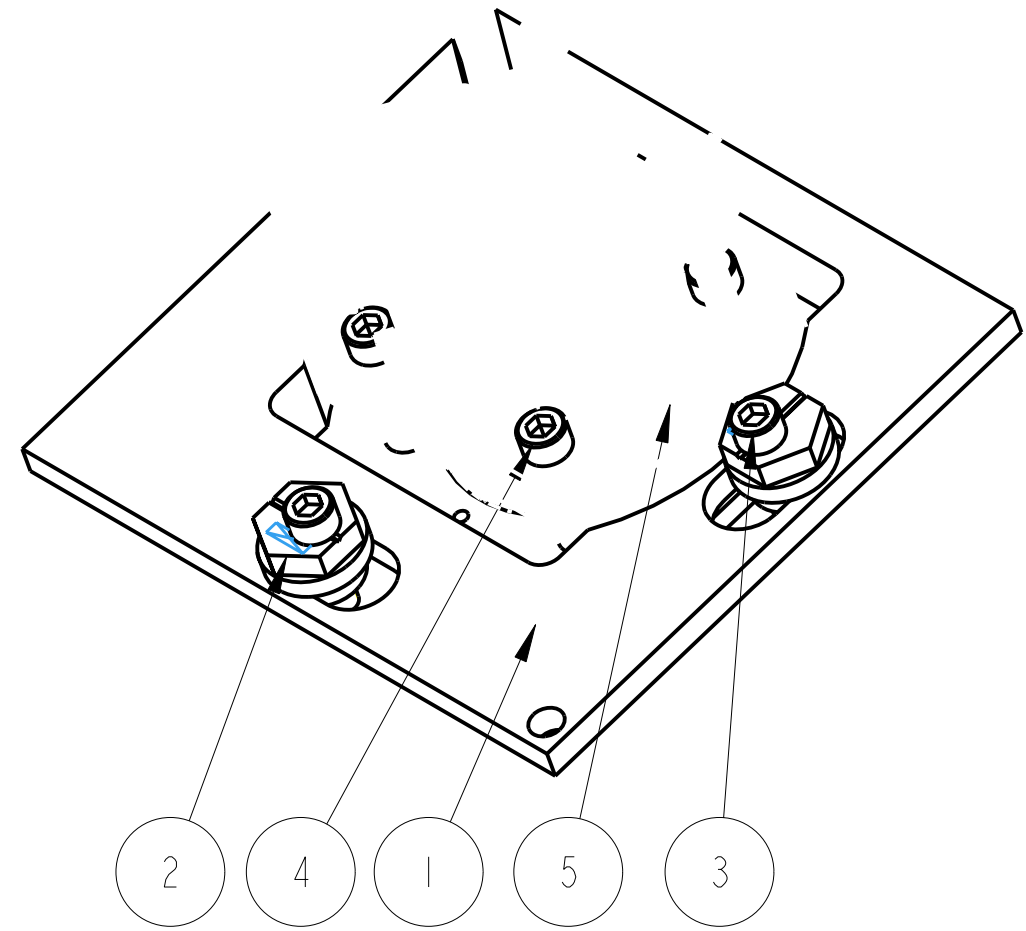
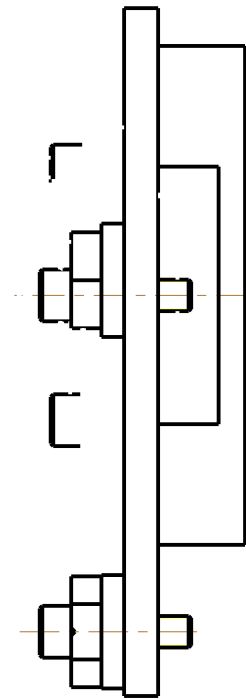
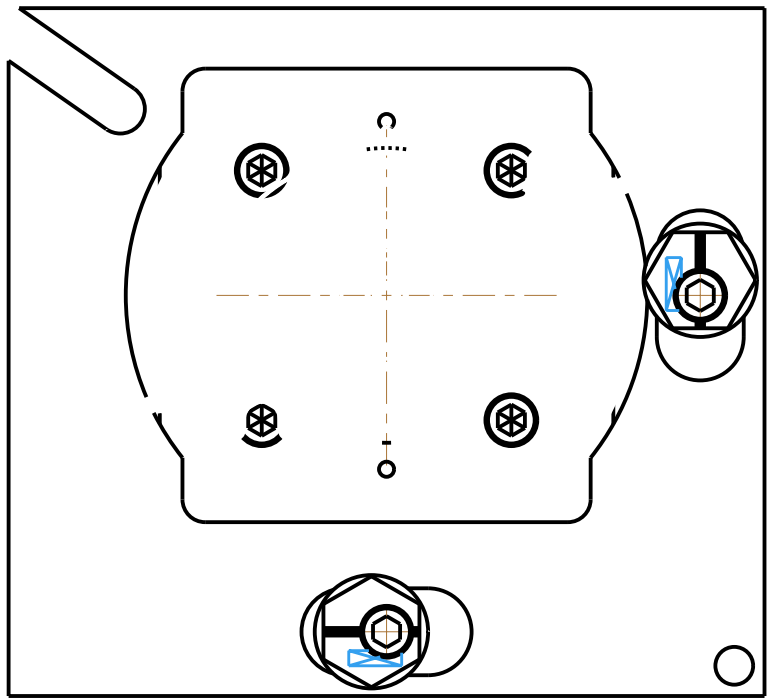


REV.	DATE	DCN #	DRAWING TREE #
A	13/OCT/06	E060239	
B	19/DEC/07	E060239-B	
D	16/JULY/08	E080369	



ITEM	QTY	SPARE	TOTAL	PART NUMBER	DESCRIPTION	MATERIALS
1	1			D060321	POSITION ADJUSTER FOR; FRONT PITCH OSEM	AL ALLOY: 5083 H4
2	2			D060336	2MM CAM; OSEM ADJUSTER	PH BRONZE: -----
3	2				8-32 UNC X 0.625" CAP HEAD; .	ST STEEL 316
4	4				8-32 UNC X 0.875" CAP HEAD; .	
5	1				BIRMINGHAM OSEM; .	

PARTS LIST

NOTES: (UNLESS OTHERWISE SPECIFIED)

- REMOVE ALL SHARP EDGES, R.02 MIN.
- DO NOT SCALE FROM DRAWING.
- ALL MACHINING FLUIDS SHALL BE WATER SOLUBLE AND FREE OF SULFUR, CHLORINE AND SILICONE, SUCH AS CINCINNATI MILACRON'S CIMTECH 410 (STAINLESS STEEL)
- SCRIBE, ENGRAVE OR STAMP DRAWING PART NUMBER ON NOTED SURFACE OF PART AND A THREE DIGIT SERIAL NUMBER. SERIAL NUMBERS START AT 001 FOR THE FIRST PART AND PROCEED CONSECUTIVELY. USE .07" HIGH CHARACTERS. EXAMPLE: D020188- 001. A VIBRATORY TOOL MAY BE USED.

DIMENSIONS ARE IN mm [INCHES]
TOLERANCES:
X.XX ±N/A mm
ANGULAR ±N/A °

MATERIAL: AS DRW

FINISH: CLEAN AND DEGREASED
√μm [μin] Ra = N/A

NAME	DATE
DRAWN I WILMUT	18/MAY/06
CHECKED MB	15/MAR/10
APPROVED JOD	15/MAR/10

CALIFORNIA INSTITUTE OF TECHNOLOGY
MASSACHUSETTS INSTITUTE OF TECHNOLOGY
IGR, GLASGOW UNIVERSITY GEO 600 GROUP
RUTHERFORD APPLETON LABORATORIES

SYSTEM **aLIGO**

SUB-SYSTEM **SUS**

NEXT ASSY **QUAD TABLECLOTH**

PART NAME **OSEM ADJUSTMENT PLATE**

SIZE **B** DRG. NO. **D060320** REV **E.**

SCALE 1:1 PROJECTION: SHEET 1 OF 1