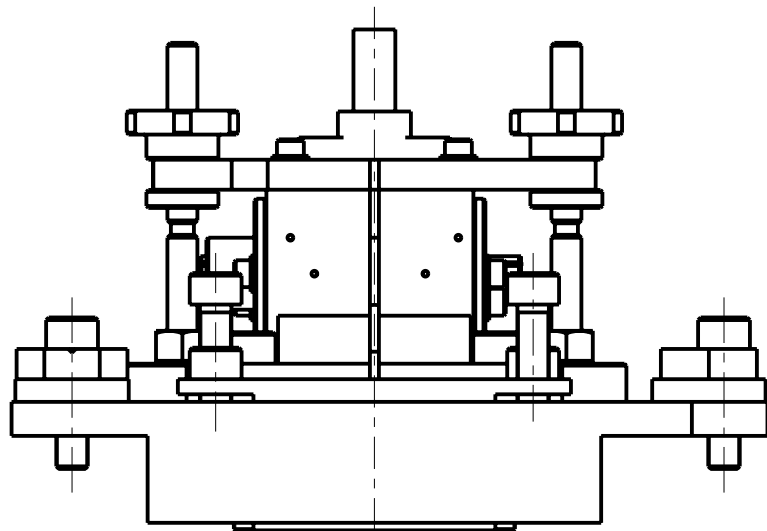
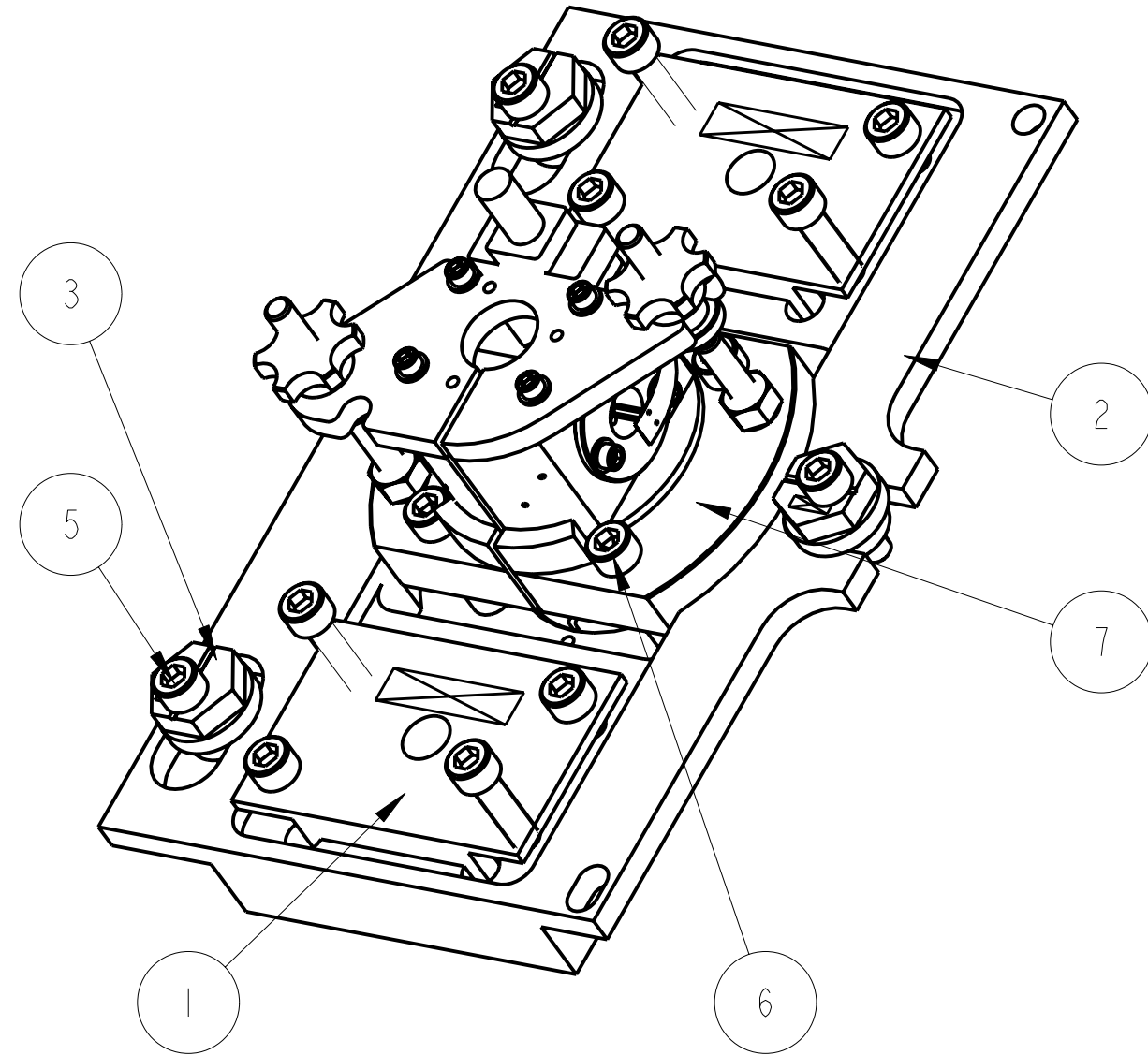
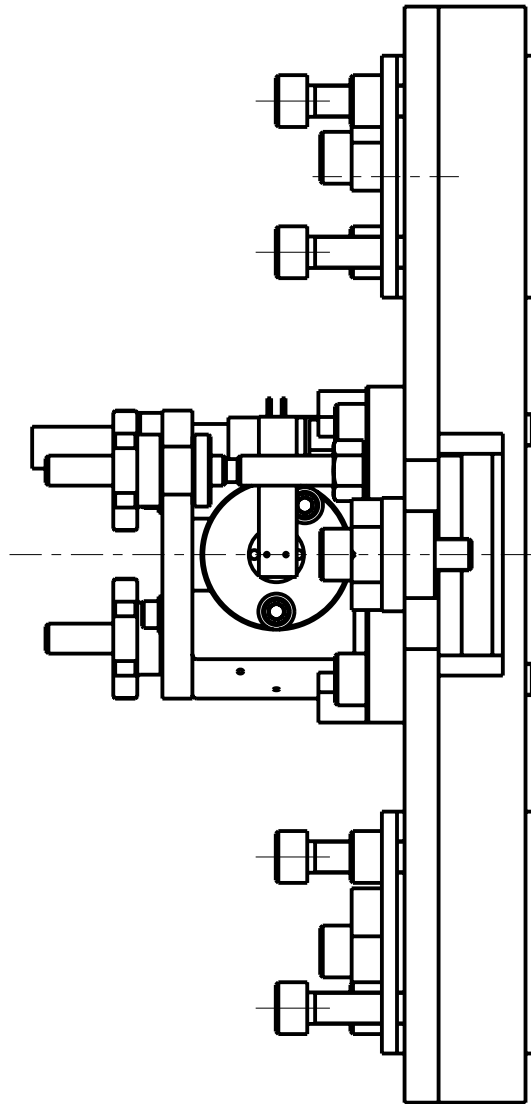
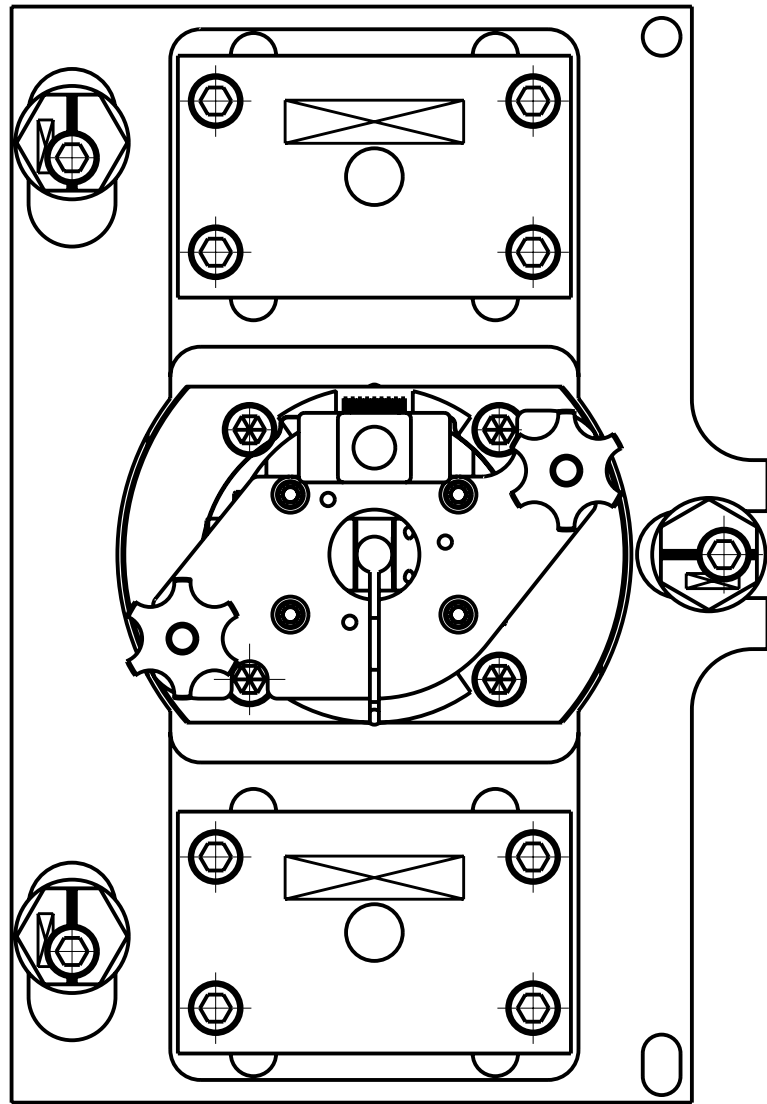


REV.	DATE	DCN #	DRAWING TREE #
A	13/OCT/06	E060239	
B	19/DEC/07	E060239-B	
D	16/JULY/08	E080369	



ADDITIONAL NOTES:

5. OSEM IS SUPPLIED BY BIRMINGHAM UNIVERSITY AND SHOULD NOT BE ASSEMBLED PRIOR TO INSTALATION

ITEM	QTY	SPARE	TOTAL	PART NUMBER	DESCRIPTION	MATERIALS
1	2			D060317	ECD STATIC BLOCK; .	OFHC COPPER: -----
2	1			D060318	OSEM AND ECD MOUNTING BRACKET; (LOCAL CONTROLS)	AL ALLOY: 5083 H4
3	3			D060336	2MM CAM; OSEM ADJUSTER	PH BRONZE: -----
4	4				8-32 x 1.5D UNC THREAD INSERT; .	
5	11				8-32 UNC X 0.625" CAP HEAD; .	ST STEEL 316
6	4				8-32 UNC X 0.875" CAP HEAD; .	ST STEEL 316
7	1				BIRMINGHAM OSEM; .	OSEM SUPPLIED BY BIRMINGHAM

NOTES: (UNLESS OTHERWISE SPECIFIED)

- REMOVE ALL SHARP EDGES, R.02 MIN.
- DO NOT SCALE FROM DRAWING.
- ALL MACHINING FLUIDS SHALL BE WATER SOLUBLE AND FREE OF SULFUR, CHLORINE AND SILICONE, SUCH AS CINCINNATI MILACRON'S CIMTECH 410 (STAINLESS STEEL)
- SCRIBE, ENGRAVE OR STAMP DRAWING PART NUMBER ON NOTED SURFACE OF PART AND A THREE DIGIT SERIAL NUMBER. SERIAL NUMBERS START AT 001 FOR THE FIRST PART AND PROCEED CONSECUTIVELY. USE .07" HIGH CHARACTERS. EXAMPLE: D020188- 001. A VIBRATORY TOOL MAY BE USED.

DIMENSIONS ARE IN mm [INCHES]  
TOLERANCES:  
X.XX ±n-a mm  
ANGULAR ±n-a °

MATERIAL: AS DRW  
FINISH: AS DRW  
√μm [μin] Ra = -----

	NAME	DATE
DRAWN	I WILMUT	18/MAY/06
CHECKED	MB	15/MAR/10
APPROVED	JOD	15/MAR/10

CALIFORNIA INSTITUTE OF TECHNOLOGY  
MASSACHUSETTS INSTITUTE OF TECHNOLOGY  
IGR, GLASGOW UNIVERSITY GEO 600 GROUP  
RUTHERFORD APPLETON LABORATORIES

SYSTEM **aLIGO**  
SUB-SYSTEM **SUS**  
NEXT ASSY **QUAD TABLECLOTH**  
PART NAME **OSEM AND ECD ADJUSTER**

SIZE **B** DRG. NO. **D060316** REV **E.**  
SCALE 1:1 PROJECTION: SHEET 1 OF 1