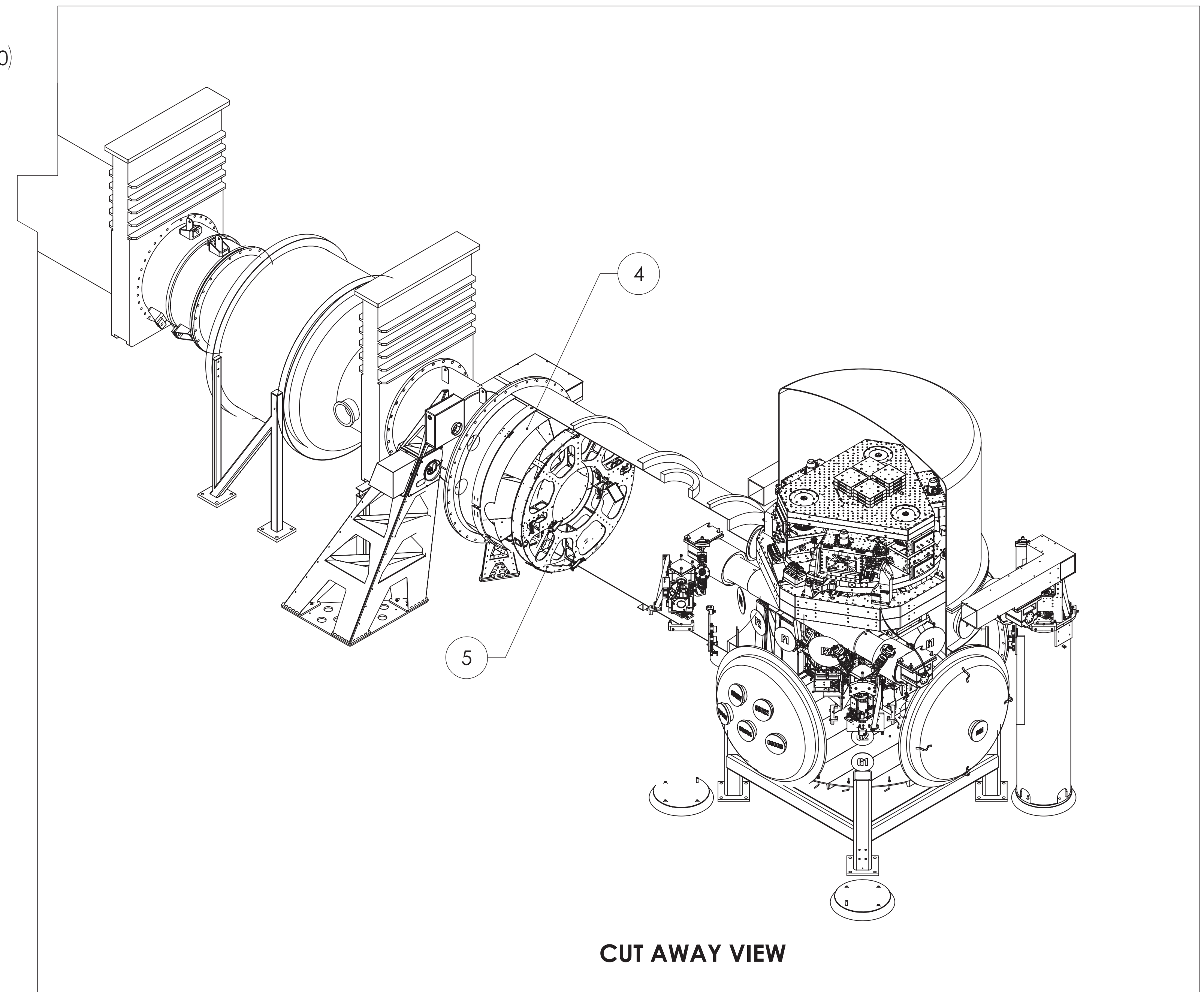
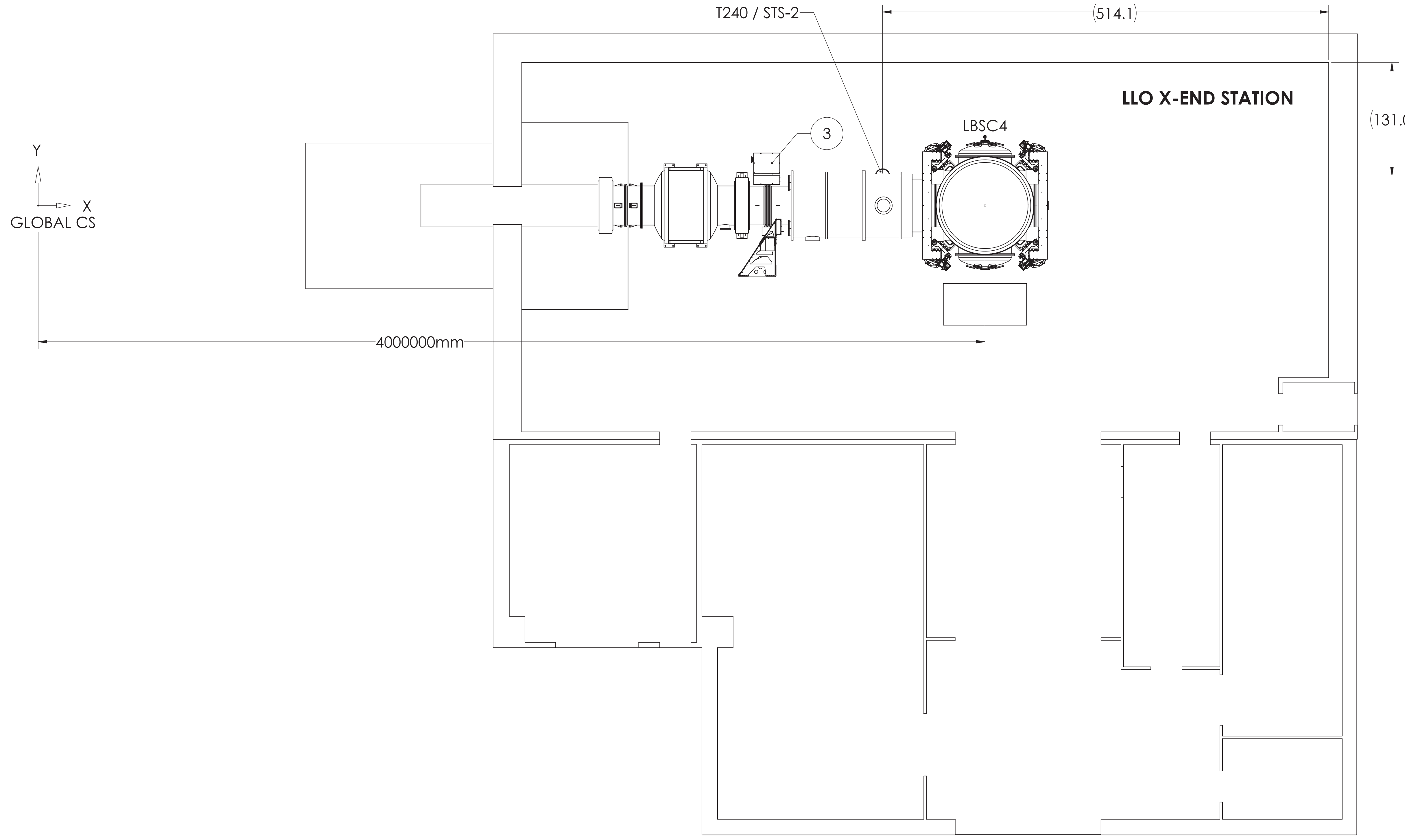
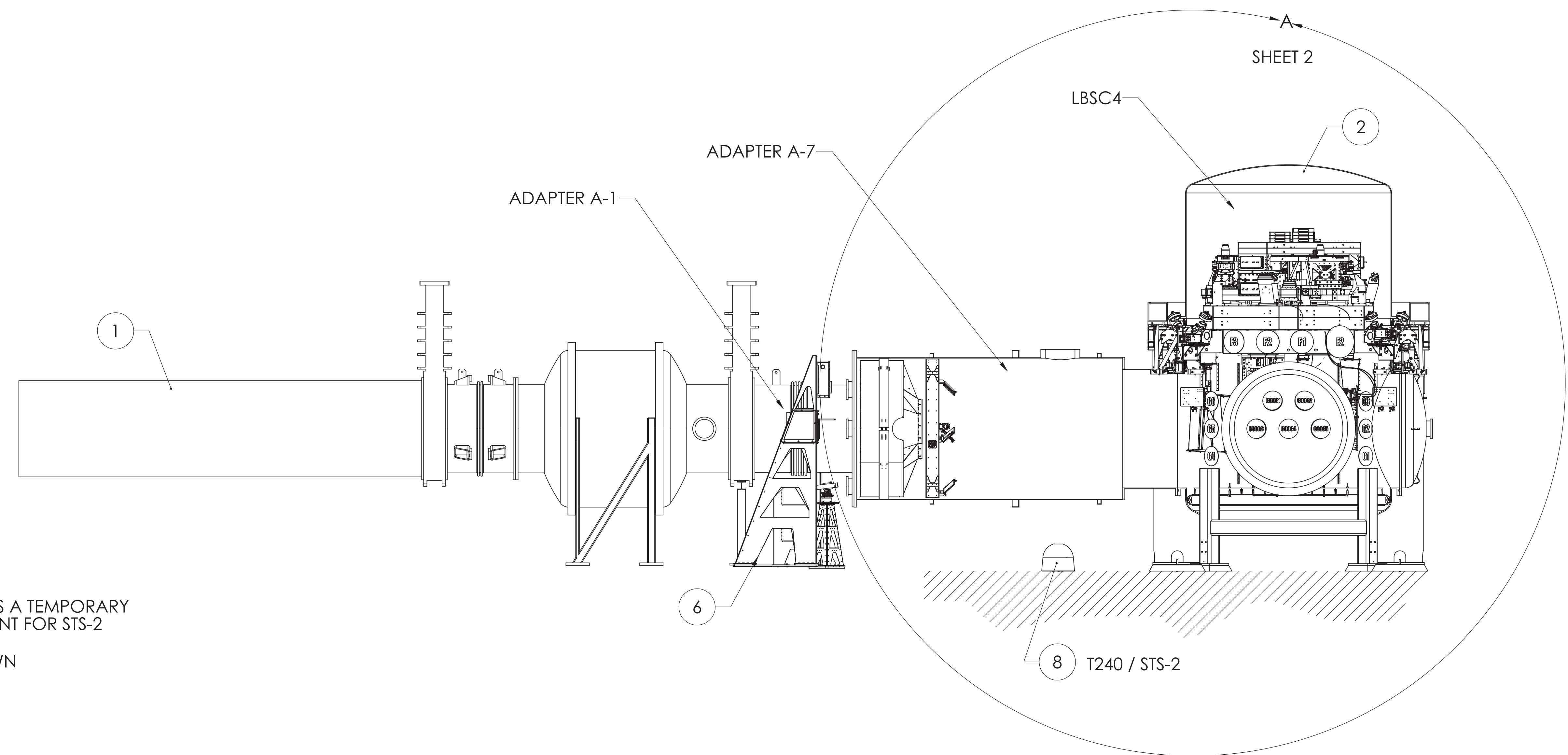


REV.	DATE	DCN #	DRAWING TREE #
V3	23 OCT 2012	-	-
v6	23 JUL 2014	E1400335-x0	-
-	-	-	-



LIST OF SUSPENSION	
LLO - L1	OPTIC(s)
BSC4	ETMX

- 1) REFER TO LIGO D1201550 FOR aLIGO CARTRIDGE & CLEAN ROOM LAYOUT
- 2) ALL ITEMS SHOWN FOR VISUAL PURPOSES ONLY. PLEASE REFER TO P/N LISTS IN THE BOM FOR DETAILS
- 3) FOR RACK, CABLE TRAY LAYOUT AND EXTERNAL OPTICS TABLE REFER TO D1201292.
- 4) FOR EXO-VACUUM EQUIPMENT LAYOUT, REFER TO D1300265

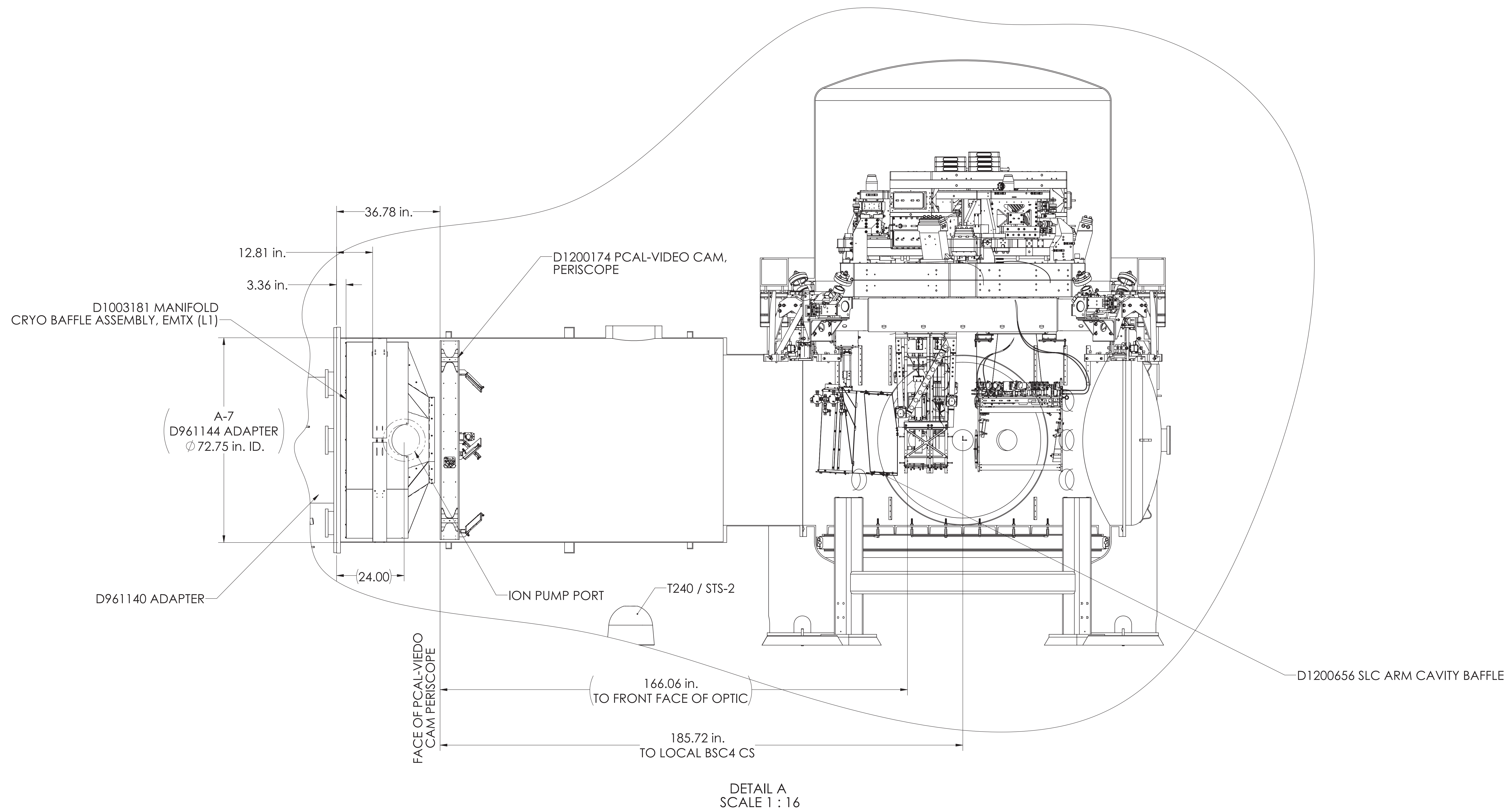


ITEM NO. 8 IS A TEMPORARY REPLACEMENT FOR STS-2
NOT SHOWN

ITEM NO.	PART NUMBER	DESCRIPTION	QTY.
8	TRILLIUM 240 OR EQ.	SEISMOMETER	1
7	G1000701	FLOOR OCCUPANCY, OPLEV & PCAL, LLO X-END STATION	1
6	D1000323	aLIGO AOS FULLY DETAILED & ENVELOPE FOR OPLEV & PCAL INSTALLATIONS (ETMX-LHO, LLO)	1
5	D1200174-02	aLIGO, PCAL-VIDEO CAM, PERISCOPE	1
4	D1003181	MANIFOLD CRYO BAFFLE ASSY, ETMX H1	1
3	D1000676-01	aLIGO, PCAL - VIDEO CAM, PERISCOPE, X-ARM	1
2	D0900471	aLIGO, SYS, BSC4-L1 TOP LEVEL CHAMBER ASSY.	1
1	D0901860	aLIGO, VACUUM EQUIPMENT LAYOUT, LLO X-END STATION	1

DIMENSIONS ARE IN INCHES		NOTES AND TOLERANCES: (UNLESS OTHERWISE SPECIFIED)		CALIFORNIA INSTITUTE OF TECHNOLOGY MASSACHUSETTS INSTITUTE OF TECHNOLOGY		PART NAME SYSTEM LAYOUT, LLO X-END STATION	
MATERIAL N/A		FINISH N/A μinch		SYSTEM ADVANCED LIGO		SUB-SYSTEM SYS	
NEXT ASSY D0901490		APPROVAL		DESIGNER DRAFTER CHECKER APPROVAL		SIZE DWG. NO. E D0901465	
				SCALE: 1:32		REV. v6	

PCAL & MANIFOLD CRYO BAFFLE INSTALLATION



GENERAL PCAL-VIDEO CAM PERISCOPE & MANIFOLD CRYO BAFFLE INSTALLATION INSTRUCTIONS:

1. REMOVE D961140 A-1 ADAPTER.
2. INSTALL D1200174 PCAL ASSEMBLY INTO D970380 A-7B ADAPTER
3. INSTALL D1003181 MANIFOLD CYRO BAFFLE ASSEMBLY INTO D970380 A-7B ADAPTER

