


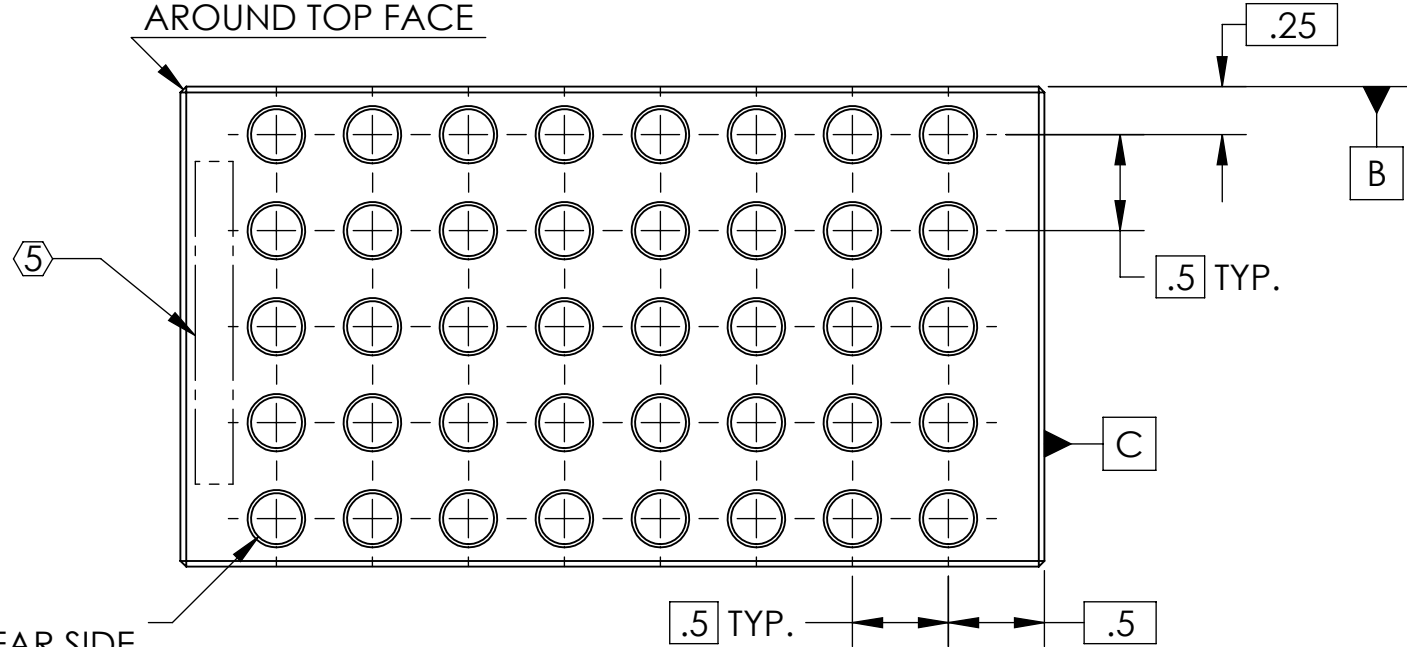
**NOTES CONTINUED:**  
 5 SCRIBE, ENGRAVE, OR MECHANICALLY STAMP (NO INKS OR DYES) DRAWING PART NUMBER AND REVISION ON NOTED SURFACE FOLLOWED ON THE NEXT LINE BY A THREE DIGIT SERIAL NUMBER. SERIAL NUMBERS START AT 001 FOR THE FIRST ARTICLE AND PROCEED CONSECUTIVELY. USE .07" HIGH CHARACTERS. EXAMPLE: DXXXXXX-VY, S/N 001. A VIBRATORY TOOL MAY BE USED.

**POST-MANUFACTURING NOTES:**

P1. CLEAN TO LIGO STANDARDS, CLASS A (PER E0900047 AND E960022).

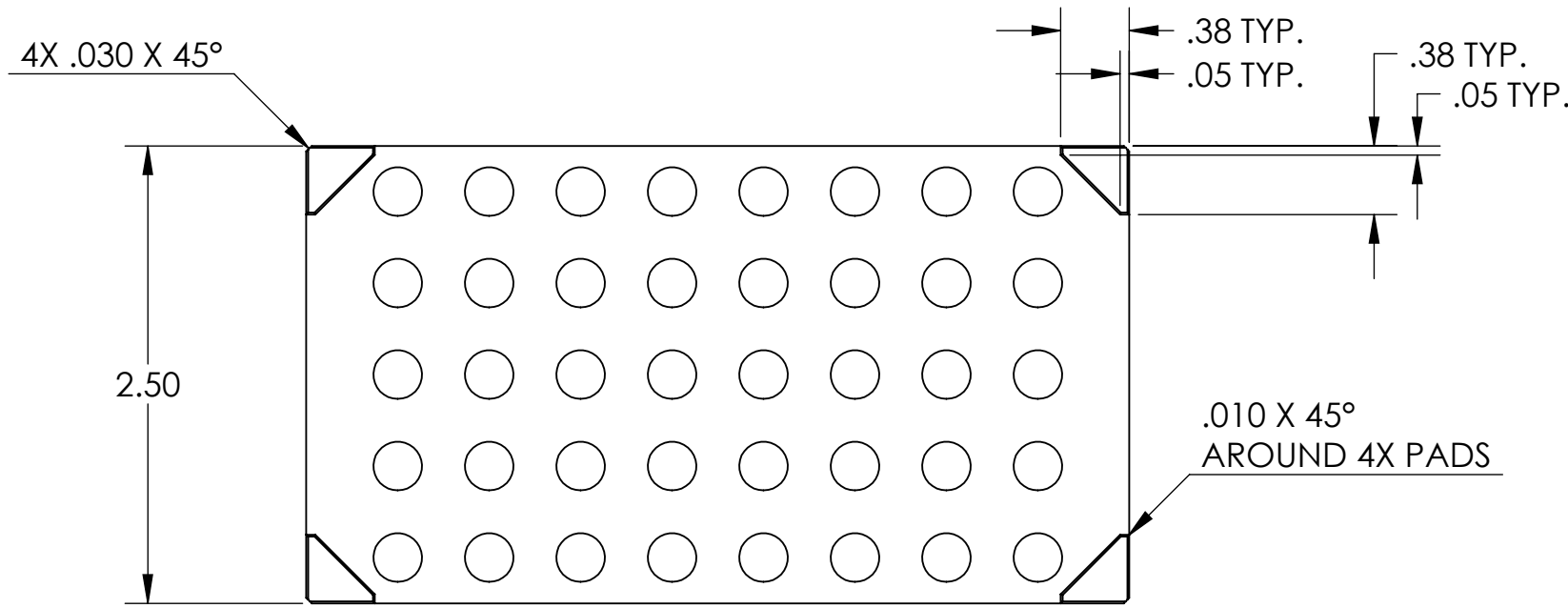
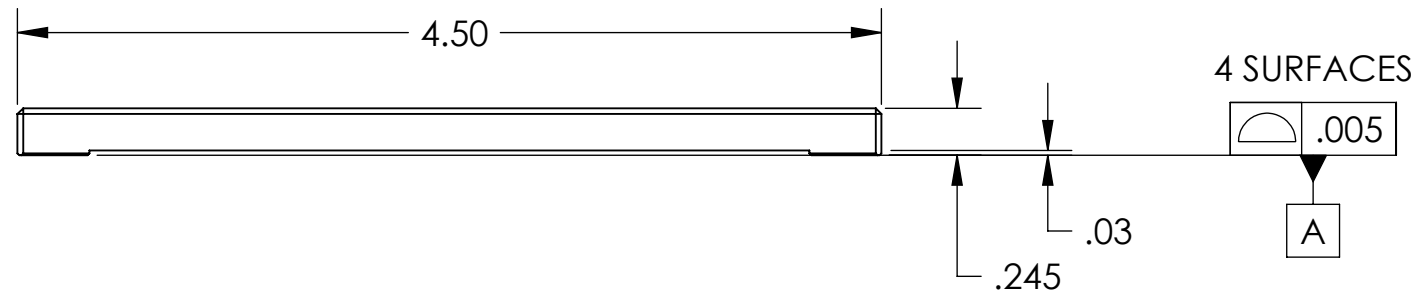
REV.	DATE	DCN #	DRAWING TREE #
V2	01 May 2009	-	-
-	-	-	-
-	-	-	-

.030 X 45°  
 AROUND TOP FACE



40X  $\phi$  .266 THRU  
 $\checkmark$   $\phi$  .30 X 82°, NEAR SIDE  

$\phi$ .008 (M)	A	B	C
-----------------	---	---	---



Measured 0.251kg  
 =0.553lbs

**Mass = 0.26 lbs**

**NOTES AND TOLERANCES: (UNLESS OTHERWISE SPECIFIED)**

DIMENSIONS ARE IN INCHES  
 TOLERANCES:  
 .XX ± .015  
 .XXX ± .005  
 ANGULAR ± 0.5°

1. INTERPRET DRAWING PER ASME Y14.5-1994.  
 2. REMOVE ALL SHARP EDGES, R.02 MIN.  
 3. DO NOT SCALE FROM DRAWING.  
 4. ALL MACHINING FLUIDS SHALL BE WATER SOLUBLE AND FREE OF SULFUR, CHLORINE AND SILICONE, SUCH AS CINCINNATI MILACRON'S CIMTECH 410.

**MATERIAL** 304 SS **FINISH** 63  $\mu$ inch

**LIGO** CALIFORNIA INSTITUTE OF TECHNOLOGY  
 MASSACHUSETTS INSTITUTE OF TECHNOLOGY

**SYSTEM** ADVANCED LIGO **SUB-SYSTEM** SEI

**NEXT ASSY** D0900124

PART NAME			HAM Trim Mass, Small		
<b>DESIGNER</b>	D. Clark	17 Dec 2007	<b>SIZE</b>	DWG. NO.	
<b>DRAFTER</b>	A. Stein	01 May 2009	<b>B</b>	D080002	
<b>CHECKER</b>			<b>SCALE</b>	1:1	<b>PROJECTION</b>
<b>APPROVAL</b>	A. Stein	01 May 2009	<b>SHEET</b>	1 OF 1	

D080002\_HAM\_Trim\_Mass\_Small, PART PDM REV: X-001, DRAWING PDM REV: X-000