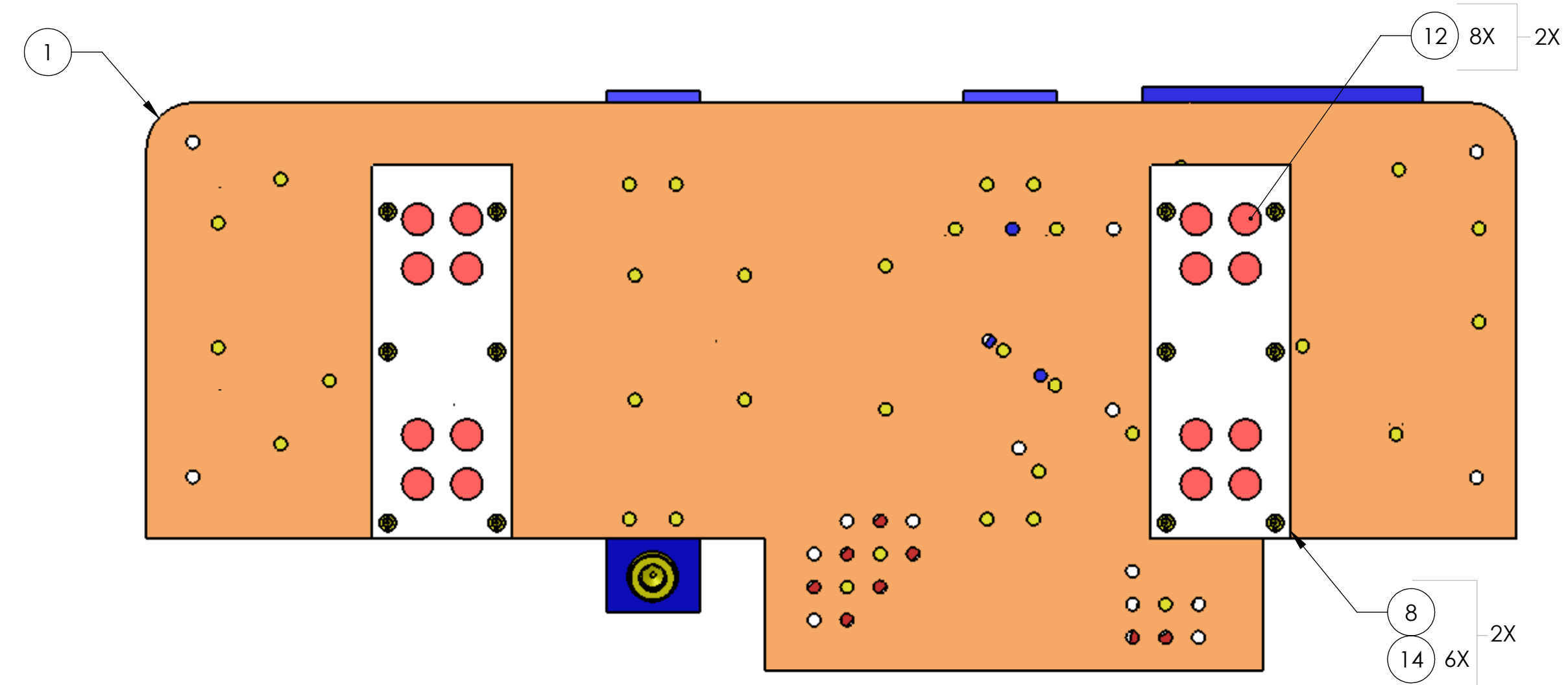
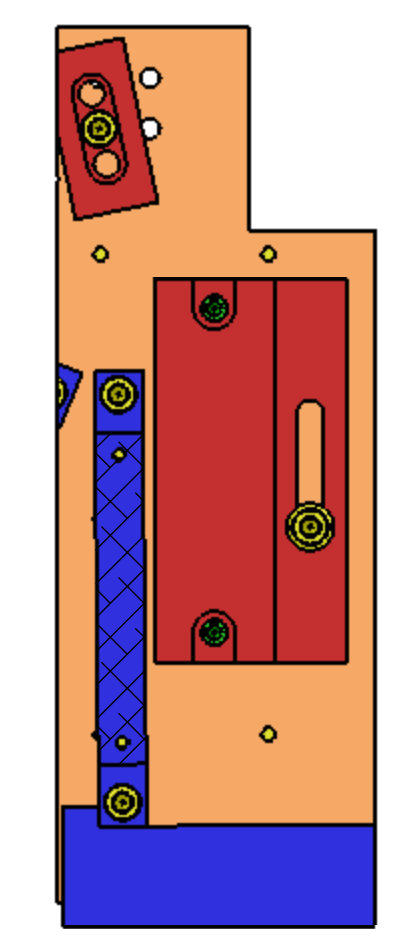
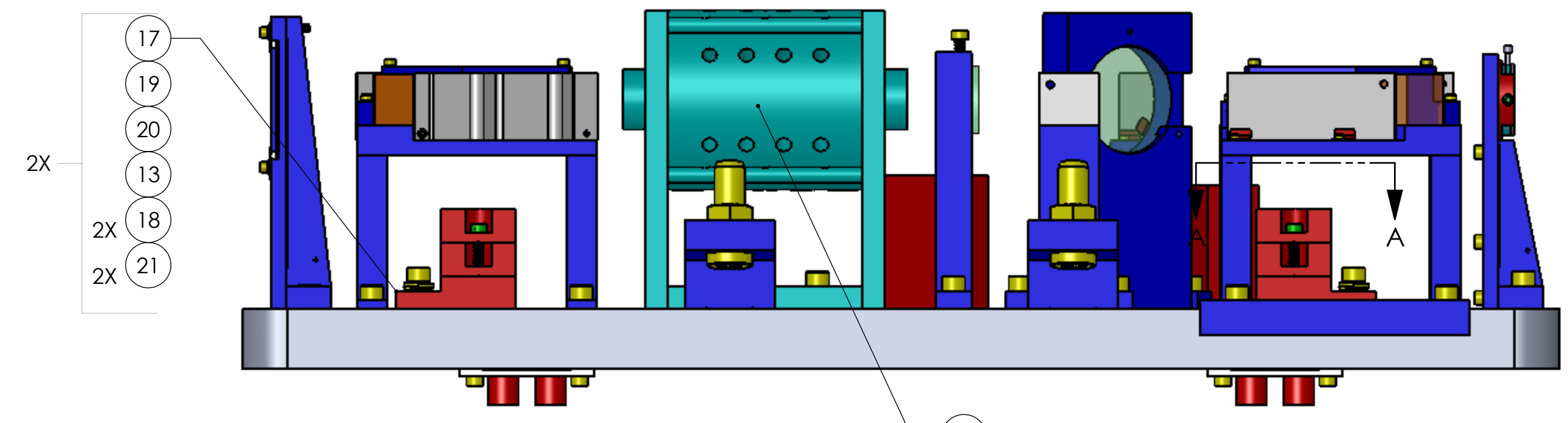
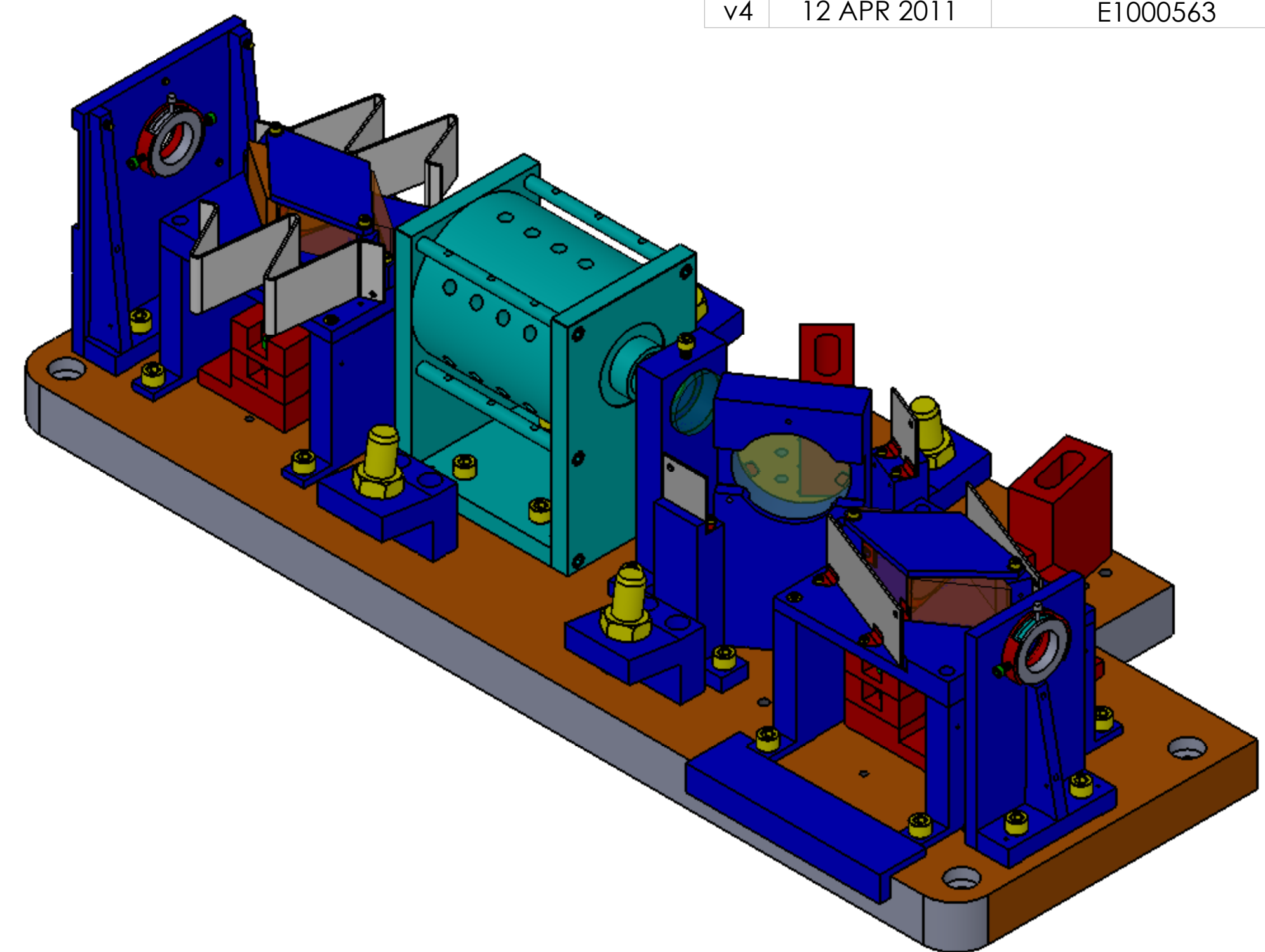
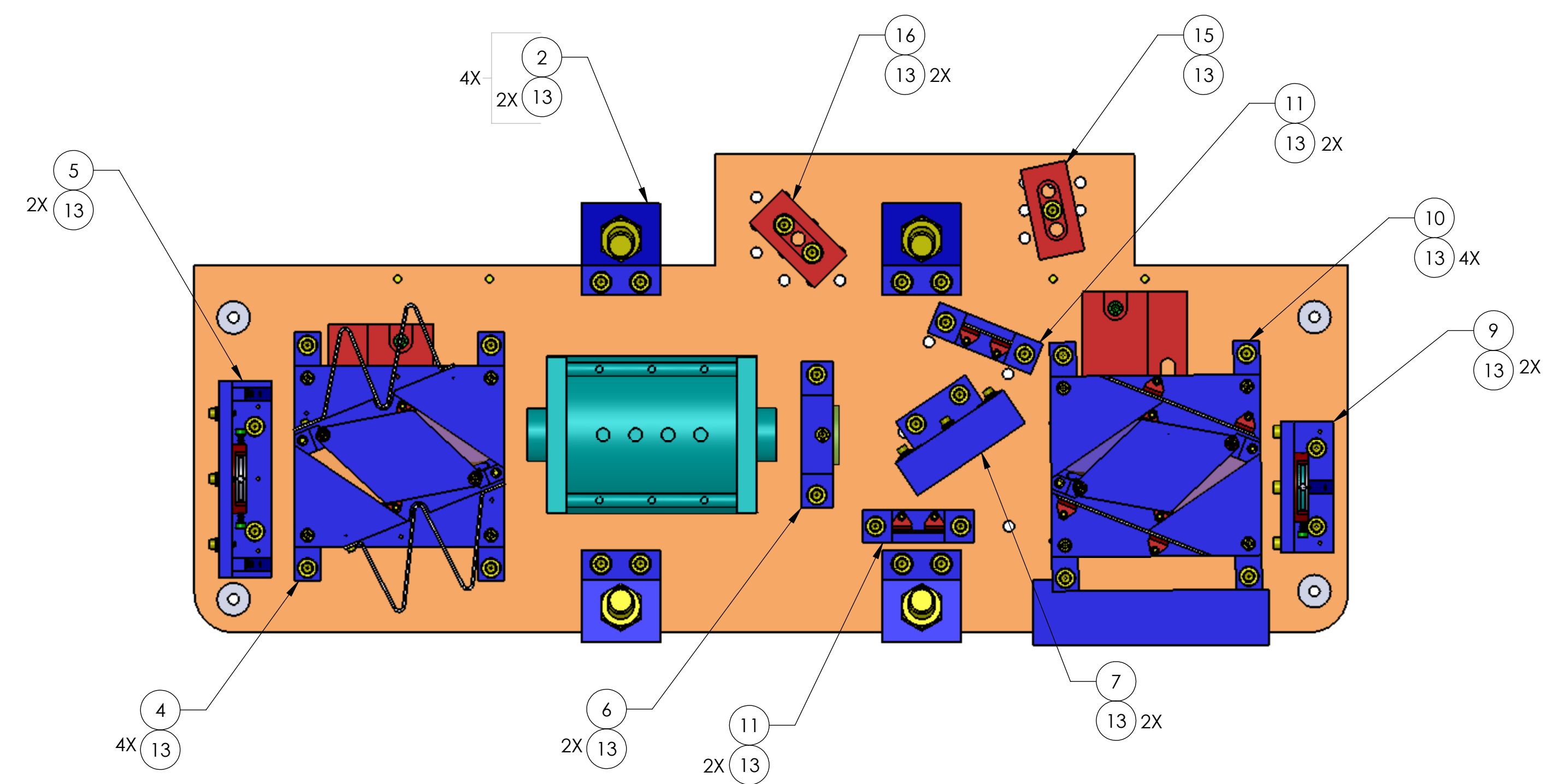


REV.	DATE	DCN #	DRAWING TREE #
v1	08 OCT 2010	E1000563	-
v2	02 MAR 2011	E1000563	-
v3	05 MAR 2011	E1000563	-
v4	12 APR 2011	E1000563	-



ITEM NO.	PART NUMBER	DESCRIPTION	MATERIAL	QTY	UNIT	TOTAL
22	D1100629	Prism Alignment Tool	6061-T6 Al	1		0
21	C-816-NA	8-32 x 1, SHCS, 18-8 SSSTL		4		0
20	91475A029	Washer, Lock, .25 x .49 OD, 300 SSSTL		2		0
19	90945A760	Washer, Flat, .25 x .47 OD, 300 SSSTL, Nas620-C416L		2		0
18	D1002542	TABLE BALANCE WEIGHT, .75#	304, 316 OR 302 SSSTL	4		0
17	D0901764	TABLE BALANCE WEIGHT	304, 316 OR 302 SSSTL	2		0
16	D1002540	Output Faraday Isolator Dummy Weight (rotate)	304, 316 OR 302 SSSTL	1		0
15	D1002533	Output Faraday Isolator Dummy Weight	304, 316 OR 302 SSSTL	1		0
14	92200A194	SCREW, SHC, 8-32 x 1/2, MS16995-26, MC #92200A194	300 SSSTL	12		0
13	92200A542	Screw, Socket Head Cap, 1/4-20 UNC-2A x 1.00 lg.	300 SSSTL	37		0
12	N35P500500HT	BLUNTING MAGNETICS-NEODYMIUM .50 DIA X .50L	NEO 35	16		0
11	D1002364	FARADAY ISOLATOR BEAM DUMP ASSY	N/A	2		0
10	D0900614	PRISM MOUNT ASSY_LH	N/A	1		0
9	D1001963	OUTPUT ALIGNMENT FIXTURE ASSY	N/A	1		0
8	D0900778	MAGNET ATTACHMENT PLATE	430F or 430FR	2		0
7	D0900440	TFP POLARIZER PLATE ASSY	--	1		0
6	D0900353	HALF WAVE PLATE HOLDER ASSY	--	1		0
5	D1001918	INPUT BAFFLE ASSY	N/A	1		0
4	D0900615	PRISM MOUNT ASSY_RH	N/A	1		0
3	D0900464	ROTATOR 20mm 1064nm-VAC COMPATIBLE	UNKNOW N	1		0
2	D1001958	WIRE SUPPORT BLOCK ASSY	N/A	4		0
1	D0900015	FARADAY ISOLATOR TABLE	6061-T6 Al	1		0

NOTES AND TOLERANCES: (UNLESS OTHERWISE SPECIFIED)

- INTERPRET DRAWING PER ASME Y14.5-1994.
- REMOVE ALL SHARP EDGES, R.02 MIN.
- DO NOT SCALE FROM DRAWING.
- ALL MACHINING FLUIDS SHALL BE WATER SOLUBLE AND FREE OF SULFUR, CHLORINE AND SILICONE, SUCH AS CINCINNATI MILACRON'S CIMTECH 410.

DIMENSIONS ARE IN
TOLERANCES:
.XX ±
.XXX ±
ANGULAR ± °

MATERIAL: -- FINISH: --

LIGO CALIFORNIA INSTITUTE OF TECHNOLOGY
MASSACHUSETTS INSTITUTE OF TECHNOLOGY

SYSTEM: ADVANCED LIGO SUB-SYSTEM: AOS

PART NAME: FARADAY ISOLATOR TABLE ASSY

DESIGNER: MRUIZ
DRAFTER: MRUIZ
CHECKER: MRUIZ
APPROVAL: MRUIZ

DATE: 09/13/2010

SIZE: D DWG. NO.: D0900623

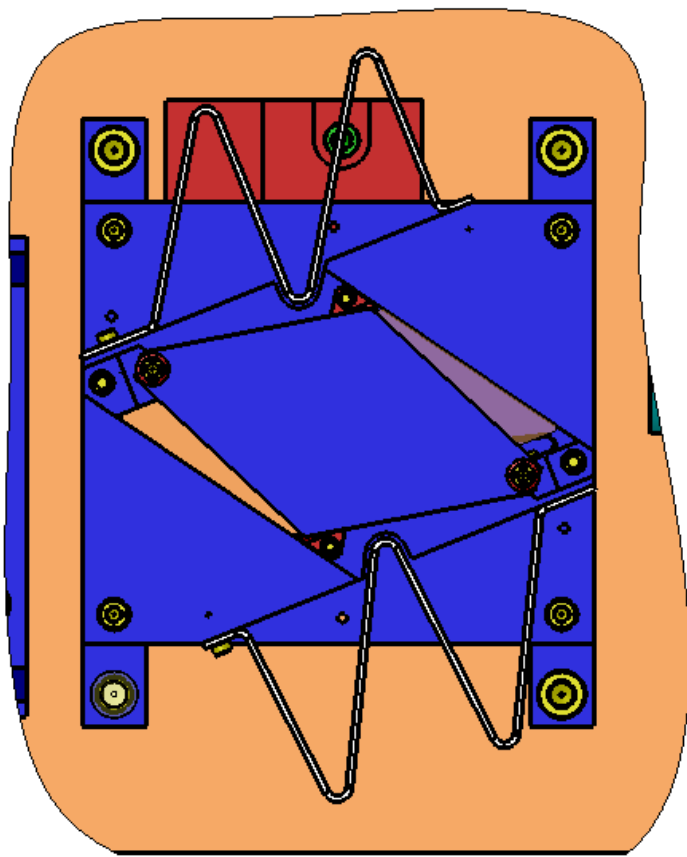
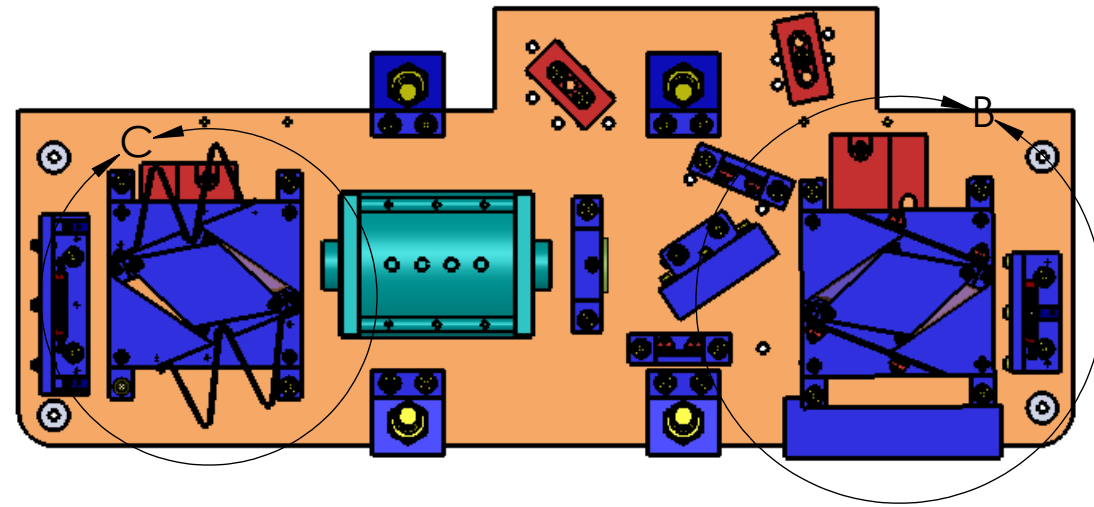
SCALE: 1:4 PROJECTION: 1st Angle

REV. v4

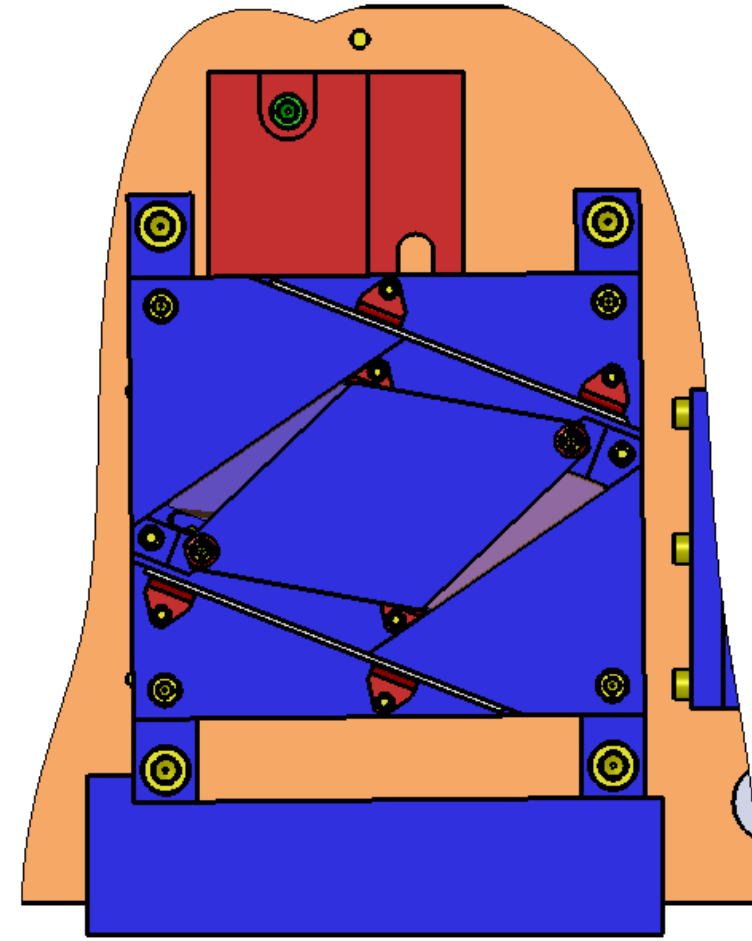
SHEET 1 OF 2

D0900623_AdiLIGO_AOS_D0900136_Faraday Isolator Table Assy_PART PDM REV: X:159_DRAWING PDM REV: X:017

D0900623_AcLIGO_AOS_D0900136_Faraday Isolator Table Assy. PART PDM REV: X-159, DRAWING PDM REV: X-017



DETAIL C
SCALE 1 : 1.5



DETAIL B
SCALE 1 : 1.5

 CALIFORNIA INSTITUTE OF TECHNOLOGY MASSACHUSETTS INSTITUTE OF TECHNOLOGY		
SIZE B	DWG. NO. D0900623	REV. v4
SCALE: 1:4	PROJECTION:	SHEET 2 OF 2