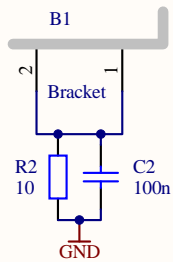
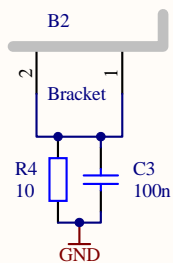




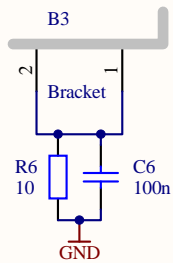
- H1 #4 screw, 3/8"
- H2 #4 screw, 3/8"
- H3 #4 lock washer
- H4 #4 lock washer
- H5 #4 nut
- H6 #4 nut



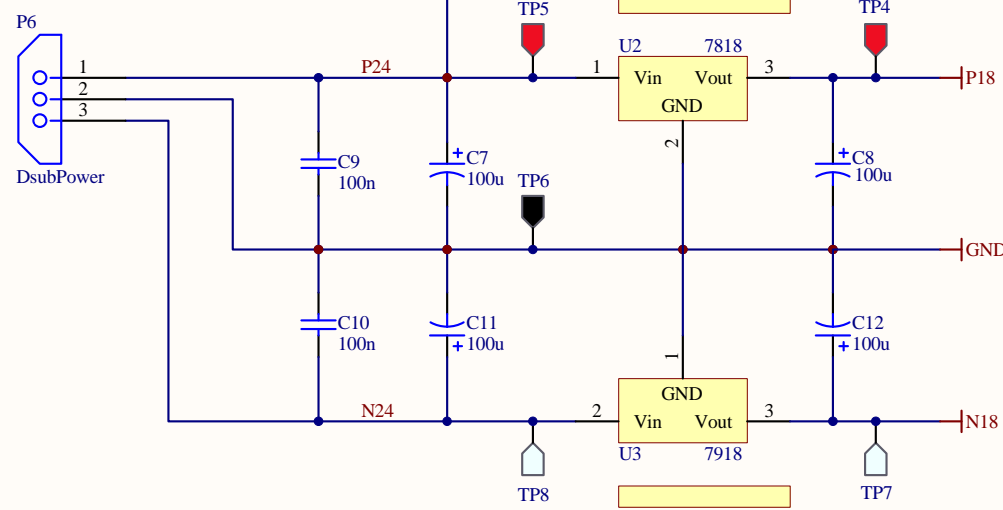
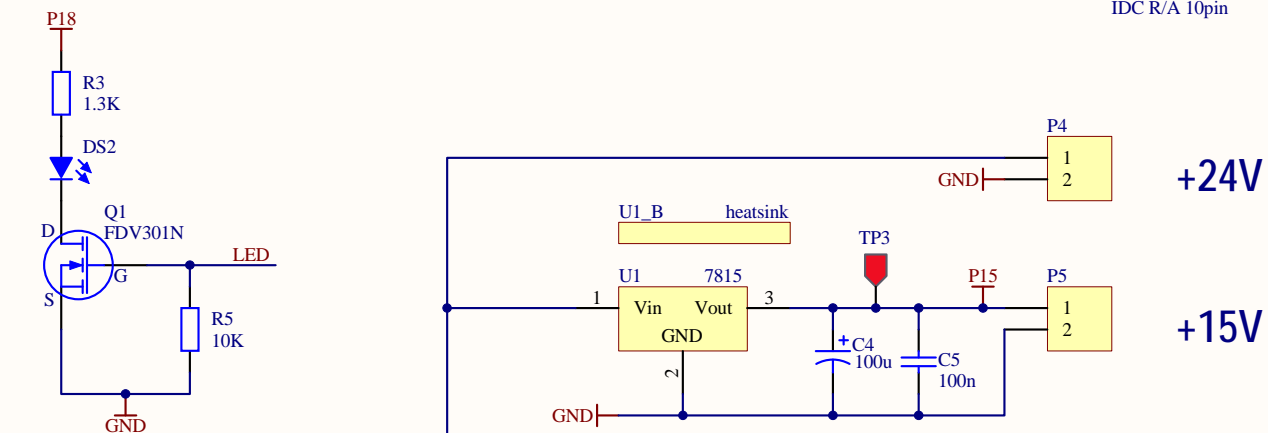
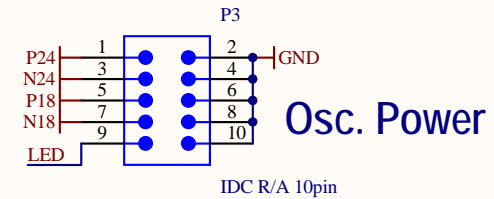

- H7 #4 screw, 3/8"
- H8 #4 screw, 3/8"
- H9 #4 lock washer
- H10 #4 lock washer
- H11 #4 nut
- H12 #4 nut



- H13 #4 screw, 3/8"
- H14 #4 screw, 3/8"
- H15 #4 lock washer
- H16 #4 lock washer
- H17 #4 nut
- H18 #4 nut



- H21 #4 screw, 3/8"
- H22 #4 screw, 3/8"
- H23 #4 screw, 3/8"
- H24 #4 lock washer
- H25 #4 lock washer
- H26 #4 lock washer
- H27 #4 nut
- H28 #4 nut
- H29 #4 nut



Title **RF Source: Power Board**

|  |                          |                      |
|--|--------------------------|----------------------|
| Size<br>B                                  | Number<br><b>D080708</b> | Revision<br><b>A</b> |
| Date:<br>11/12/2008                        | Sheet 1 of 1             |                      |
| File:<br>C:\User\...\RFSourcePower1.SchDoc | Drawn By: Daniel Sigg    |                      |