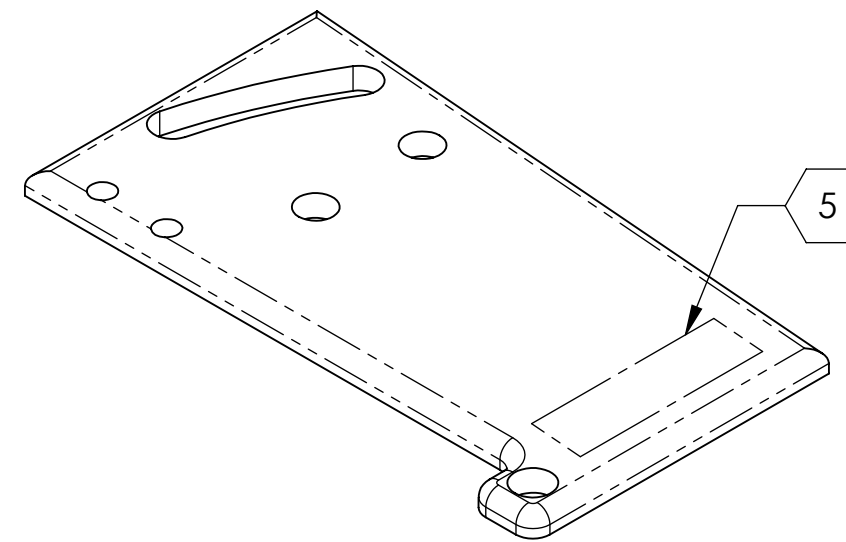
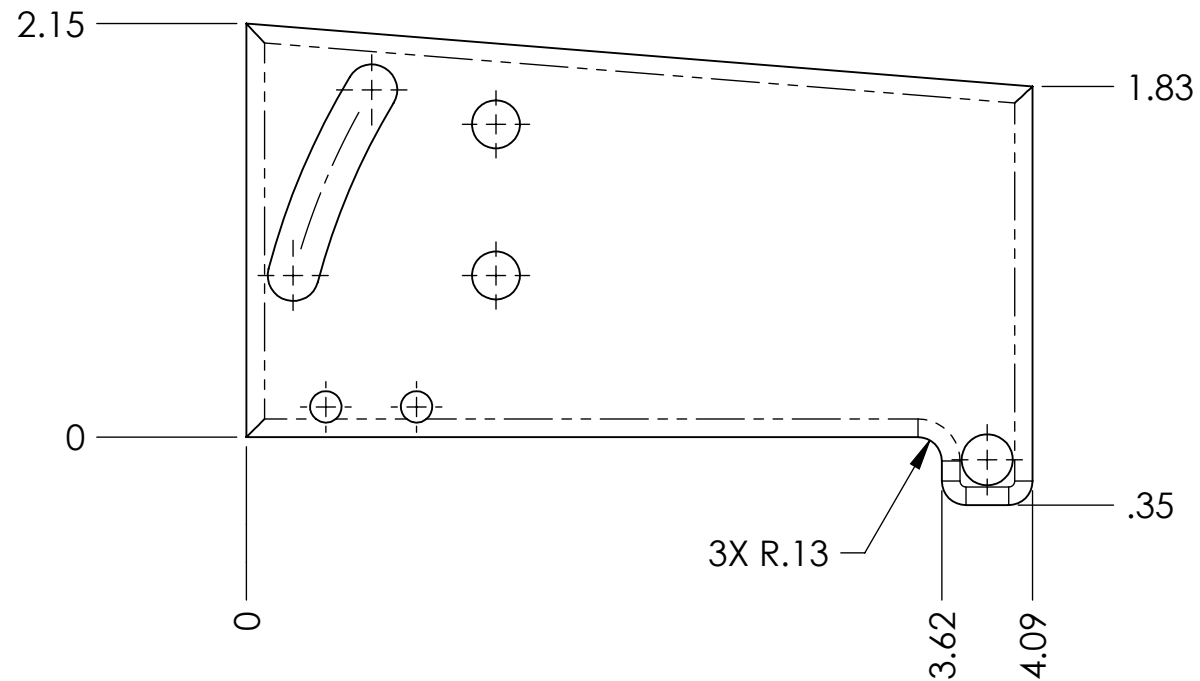
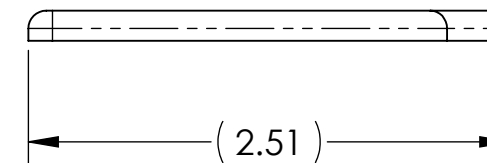
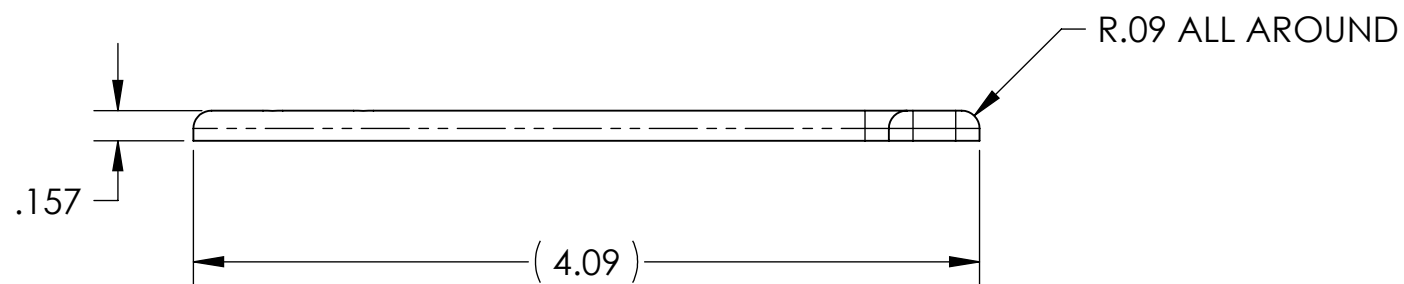


NOTES CONTINUED:
 5. SCRIBE, ENGRAVE, OR MECHANICALLY STAMP (NO INKS OR DYES) DRAWING PART NUMBER, REVISION (AND VARIANT OR "TYPE" IF APPLICABLE) ON NOTED SURFACE OF PART FOLLOWED ON THE NEXT LINE WITH A THREE DIGIT SERIAL NUMBER. SERIAL NUMBERS START AT 101 FOR THE FIRST ARTICLE AND PROCEED CONSECUTIVELY. USE MINIMUM 0.12" HIGH CHARACTERS, UNLESS THE SIZE OF THE PART DICTATES SMALLER CHARACTERS. A VIBRATORY TOOL MAY BE USED.
 EXAMPLE: DXXXXXX-VY, TYPE-XX, S/N XXX
 6. APPROXIMATE WEIGHT = 0.347 LB
 7. MACHINE ALL SURFACES TO REMOVE OXIDES AND MILL FINISH. USE OF ABRASIVE REMOVAL TECHNIQUES IS NOT ALLOWED.
 8. ALL PARTS SHALL BE MANUFACTURED IN ACCORDANCE WITH LIGO SPECIFICATION E0900364.

REV.	DATE	DCN #	DRAWING TREE #
A	24 JUN 2004	E040303-00	-
B	09 APR 2008	E080156-00	-
v1	21 APR 2009	E0900107-v1	-
v2	09 JUN 2010	E0900499	E0900353



ISOMETRIC VIEW



NOTES AND TOLERANCES: (UNLESS OTHERWISE SPECIFIED)

DIMENSIONS ARE IN INCHES	
TOLERANCES: .XX ± .03 .XXX ± .005 ANGULAR ± 0.5°	
1. INTERPRET DRAWING PER ASME Y14.5-1994. 2. REMOVE ALL SHARP EDGES. 3. DO NOT SCALE FROM DRAWING. 4. ALL MACHINING FLUIDS MUST BE FULLY SYNTHETIC, FULLY WATER SOLUBLE AND FREE OF SULFUR, SILICONE, AND CHLORINE.	
MATERIAL	FINISH
304, 316 OR 302 SSSL	32 μinch

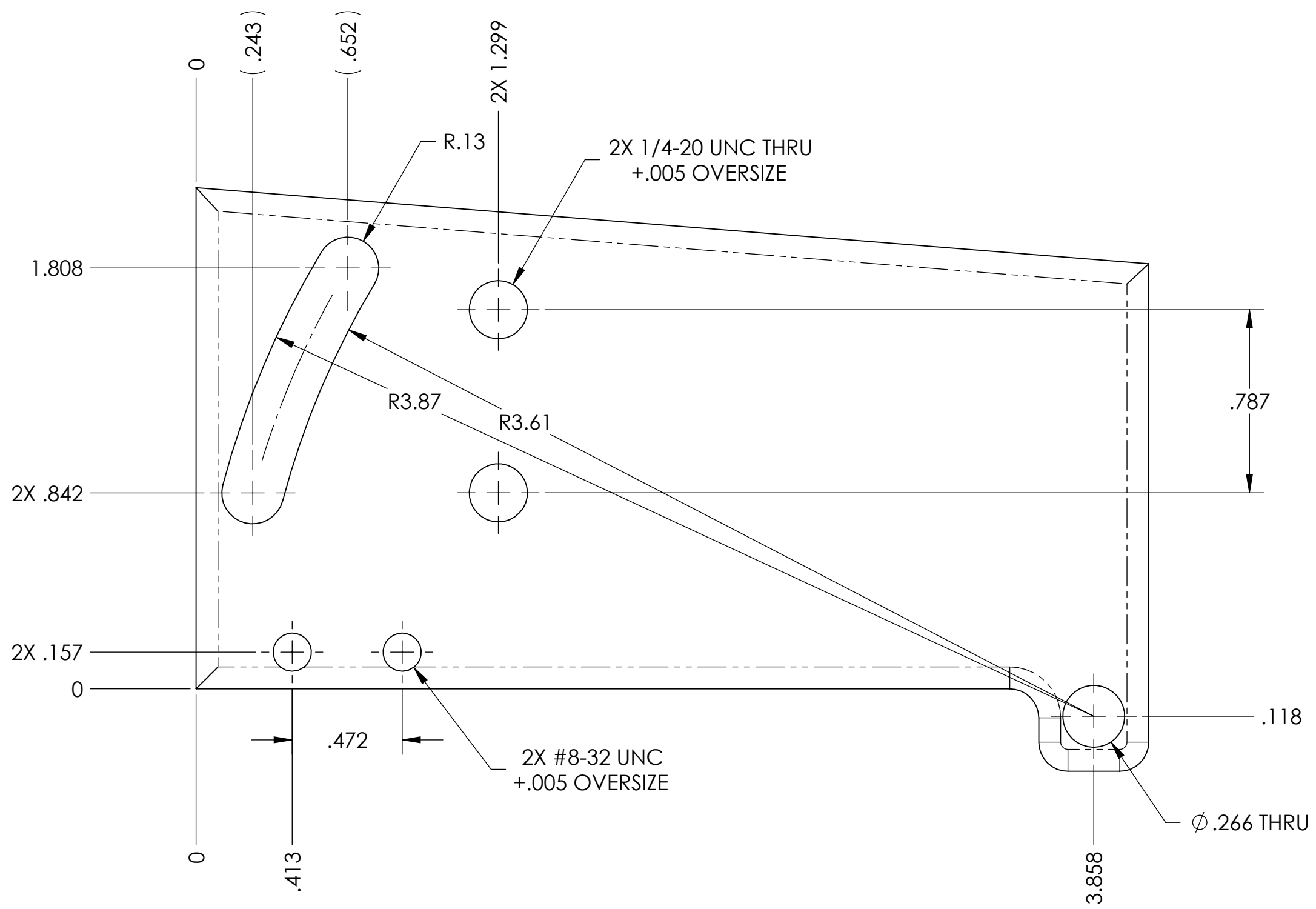
LIGO CALIFORNIA INSTITUTE OF TECHNOLOGY
 MASSACHUSETTS INSTITUTE OF TECHNOLOGY

SYSTEM: **ADVANCED LIGO** SUB-SYSTEM: **SUS**

NEXT ASSY: **MULTIPLE ASSY**

PART NAME		ROTATING PLATE	
DESIGNER	MPL	03 SEP 2003	SIZE DWG. NO.
DRAFTER	B. MOORE	18 NOV 2009	B
CHECKER	M. MEYER	18 NOV 2009	D030447
APPROVAL			REV. v2
SCALE: 1:1		PROJECTION:	SHEET 1 OF 2

D030447_RotationalAdjuster_RotatingPlate, PART PDM REV: V1-002, DRAWING PDM REV: V1-008



LIGO CALIFORNIA INSTITUTE OF TECHNOLOGY
 MASSACHUSETTS INSTITUTE OF TECHNOLOGY

SIZE	DWG. NO.	REV.
B	D030447	v2
SCALE: 2:1	PROJECTION:	SHEET 2 OF 2