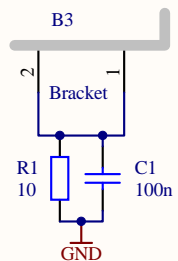
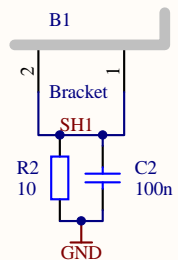


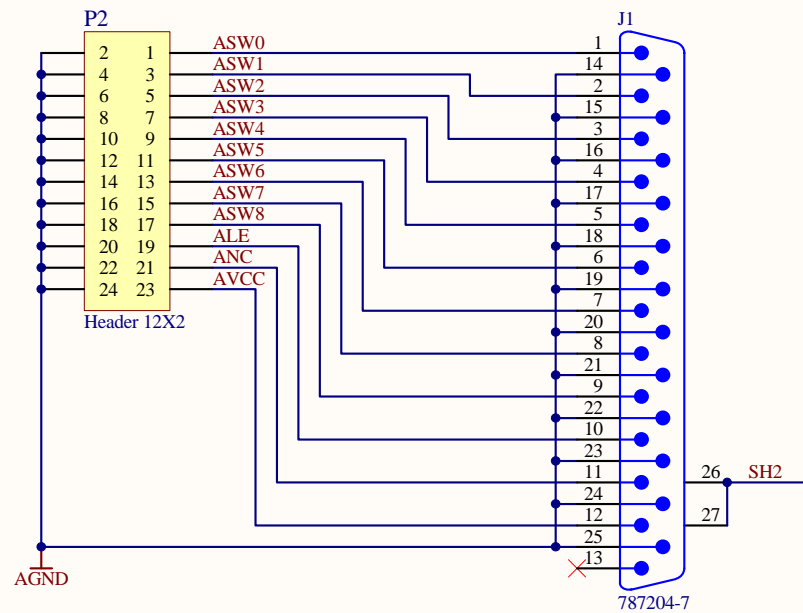
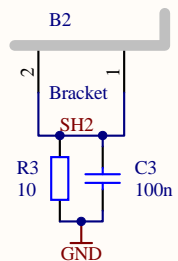
- H1 #4 screw, 3/8"
- H2 #4 screw, 3/8"
- H3 #4 lock washer
- H4 #4 lock washer
- H5 #4 nut
- H6 #4 nut



- H7 #4 screw, 3/8"
- H8 #4 screw, 3/8"
- H9 #4 lock washer
- H10 #4 lock washer
- H11 #4 nut
- H12 #4 nut



- H13 #4 screw, 3/8"
- H14 #4 screw, 3/8"
- H15 #4 lock washer
- H16 #4 lock washer
- H17 #4 nut
- H18 #4 nut



Title		
Delay Line Phase Shifter Power Board		
Size	Number	Revision
B	D0900131	A
Date:	2/9/2009	Sheet 1 of 3
File:	C:\User\...\DelayLinePower1.SchDoc	Drawn By: Daniel Sigg