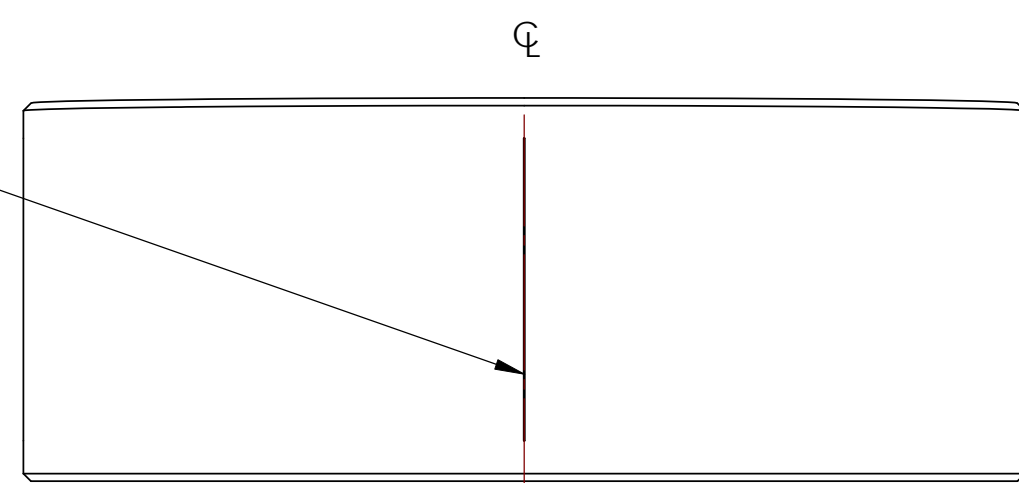


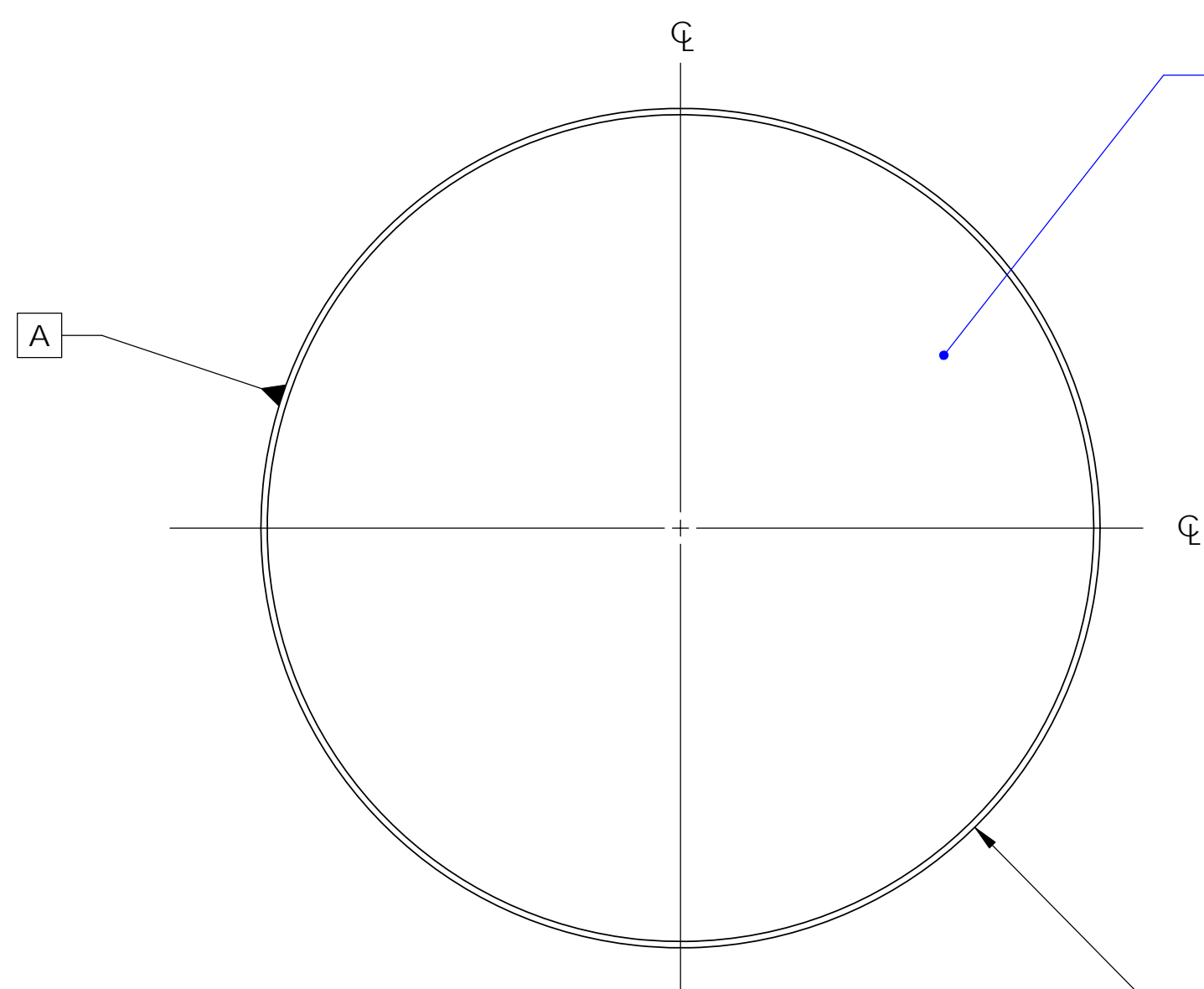
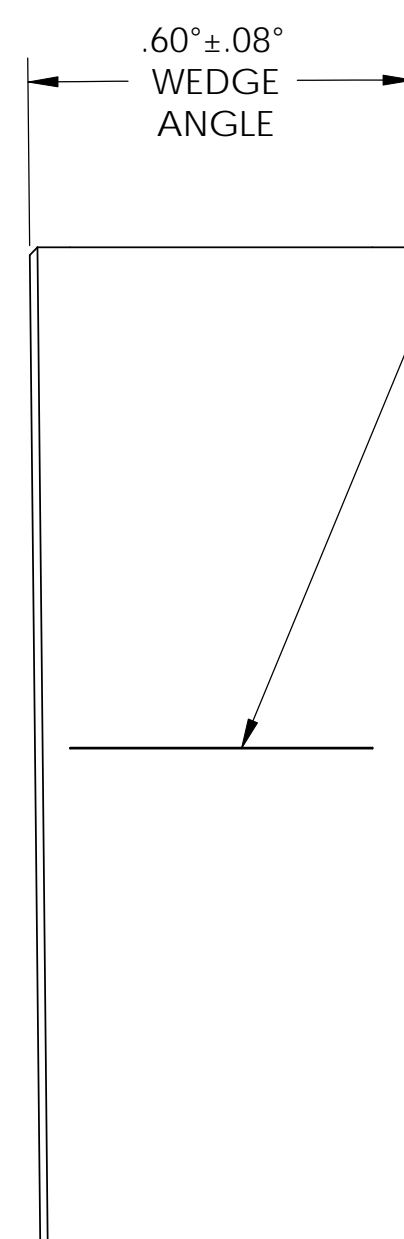
REV.	DATE	DCN #	DRAWING TREE #
v1	11th Nov 2008	E080530-00-D	

ETCH OR GRIND REGISTRATION MARKS  
 0.25mm ± 0.05mm WIDE x  
 80mm ± 3mm LONG MINIMUM LEGIBLE  
 DEPTH LINE ALONG  $\phi$ , CENTERED  
 BETWEEN SURFACES 'S1' AND 'S2', PARALLEL  
 TO THE CYLINDRICAL AXIS  
 (DEFINED BY DATUM FEATURE -A-)  
 WITHIN ± 0.1mm AND  
 180° FROM SCRIBE LINE AT LOCATION OF  
 MINIMUM PART THICKNESS.



TOP VIEW

ETCH OR GRIND REGISTRATION MARKS  
 0.25mm ± 0.05mm WIDE x  
 80mm ± 3mm LONG MINIMUM LEGIBLE  
 DEPTH LINE ALONG  $\phi$ , CENTERED  
 BETWEEN SURFACES 'S1' AND 'S2', PARALLEL  
 TO THE CYLINDRICAL AXIS  
 (DEFINED BY DATUM FEATURE -A-)  
 WITHIN ± 0.1mm AND  
 90° FROM SCRIBE LINE AT LOCATION OF  
 MINIMUM PART THICKNESS.

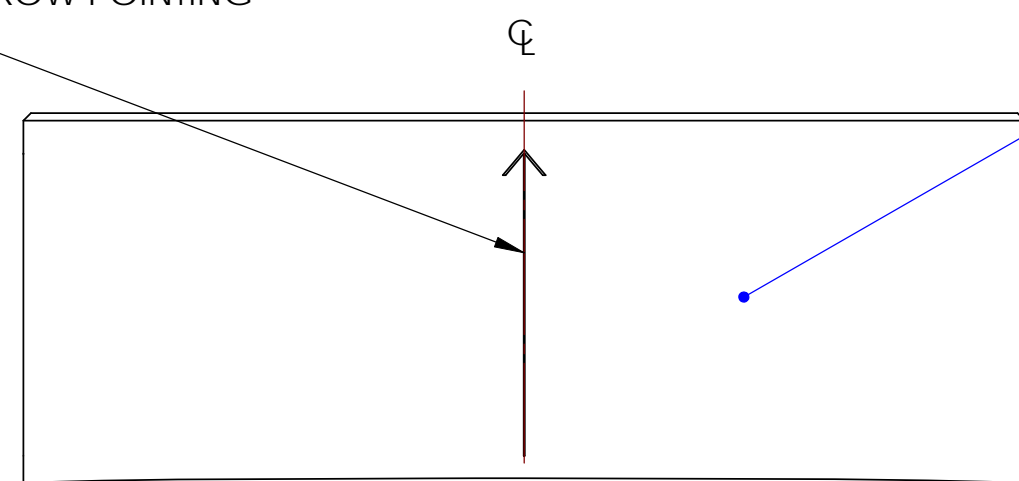


POLISH SURFACE 'S1'  
 (SEE NOTE 4)

$\phi$  265.00 ± 0.25  

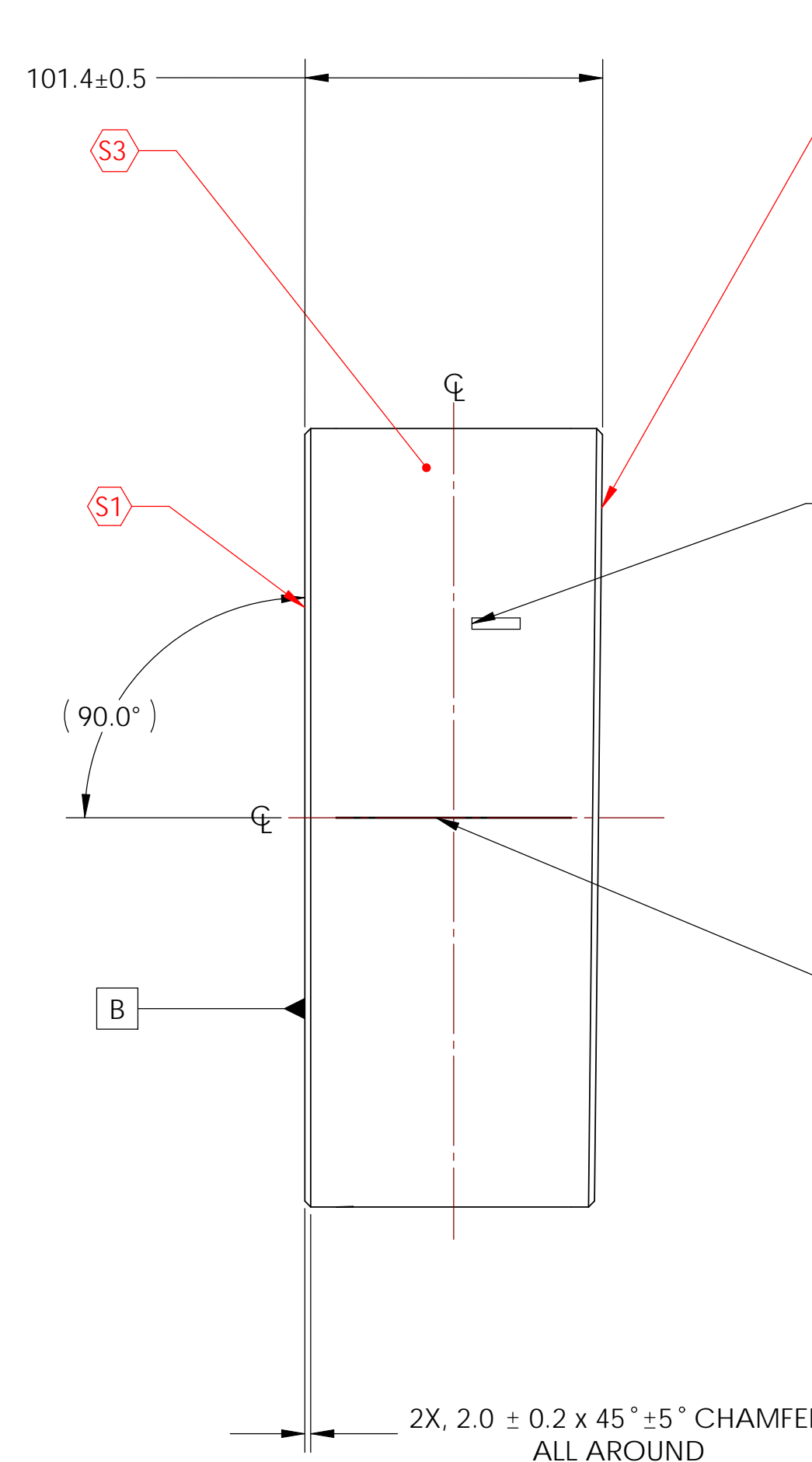
$\sigma$	0.1
$\lambda$	0.18 B

ETCH OR GRIND REGISTRATION MARKS  
 0.25mm ± 0.05mm WIDE x  
 80mm ± 3mm LONG MINIMUM LEGIBLE  
 DEPTH LINE ALONG  $\phi$ , CENTERED  
 BETWEEN SURFACES 'S1' AND 'S2' AT  
 LOCATION OF MINIMUM PART THICKNESS  
 WITHIN ± 1° CLOCKING ANGLE  
 (WITH RESPECT TO DATUM FEATURE -A-),  
 AND PARALLEL TO THE CYLINDRICAL AXIS  
 (DEFINED BY DATUM FEATURE -A-)  
 WITHIN ± 0.1mm, WITH ARROW POINTING  
 TO SURFACE 'S1'.



BOTTOM VIEW

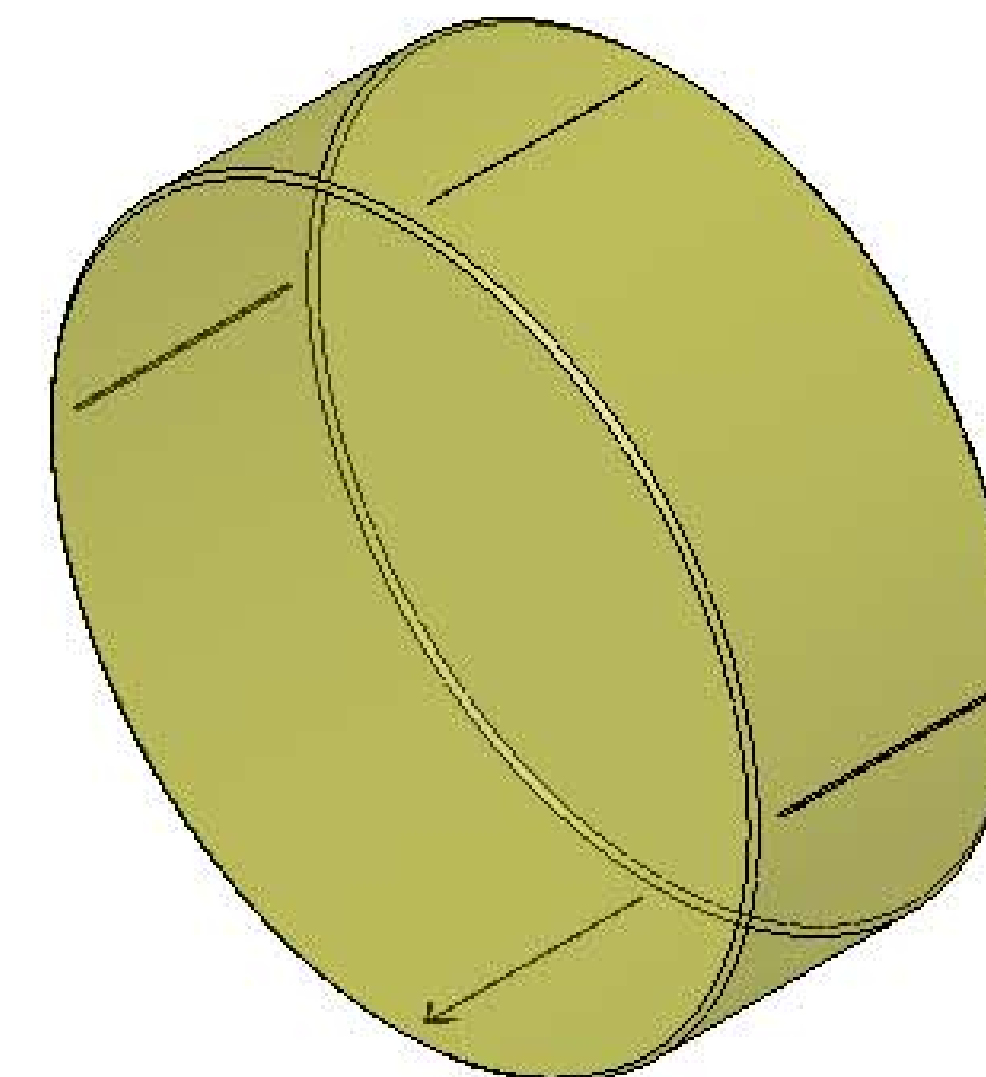
BARREL SIDE AND BEVEL POLISH  
 (SEE NOTE 3).



POLISH SURFACE 'S2'  
 (SEE NOTE 4).

ETCH OR GRIND SERIAL NUMBER, APPROX. WHERE SHOWN,  
 LETTERING APPROX. 4mm HIGH  
 (SEE NOTE 5 FOR FURTHER DETAILS)

ETCH OR GRIND REGISTRATION MARKS  
 0.25mm ± 0.05mm WIDE x  
 80mm ± 3mm LONG MINIMUM LEGIBLE  
 DEPTH LINE ALONG  $\phi$ , CENTERED  
 BETWEEN SURFACES 'S1' AND 'S2', PARALLEL  
 TO THE CYLINDRICAL AXIS  
 (DEFINED BY DATUM FEATURE -A-)  
 WITHIN ± 0.1mm AND  
 90° FROM SCRIBE LINE AT LOCATION OF  
 MINIMUM PART THICKNESS.



**MANUFACTURING NOTES:**

- DO NOT SCALE FROM DRAWING.
- INTERPRET DRAWING AS PER ANSI Y14.5M 1994.
- BARREL SIDE AND BEVEL POLISH PER E080516-v1.
- FINISH SURFACES 'S1' AND 'S2' AS PER E080516-v1.
- REFER TO E080516-v1 FOR MORE INFORMATION ON SERIAL NUMBER.

**PARTS LIST**

NAME	DATE	PART NAME
		PR3 SUBSTRATE

**NOTES (UNLESS OTHERWISE SPECIFIED):**  
 DIMENSIONS ARE IN MILLIMETERS (mm)  
 TOLERANCES:  
 X ± 0.1  
 XX ± 0.05  
 ANGULAR ± 0.1°  
 MATERIAL:  
 REF E080041-v1

**FINISH** SEE NOTES

DRAWN	CHECKED	APPROVED	DATE	SIZE	DWG. NO.	REV.
C. TORRE	D. COYNE	D. COYNE	11 Nov 08	D	D080662	v1

SCALE: 1:2 PROJECTION: SHEET 1 OF 1